BEYOND
Full Arch

S.I.N.















BEYOND
Full Arch

S.I.N.

Scientific Evidence

› Research and development of products in partnership with renowned universities and institutes around the world such as:

KU Leuven - Belgium
University of Michigan - USA
UFF Brazil
UNESP - Brazil
USP - Brazil
SLmandic - Brazil

Global Presence

› One of the most important implant companies worldwide.

› Wide international presence.

Production Excellence

› Large investments in technological updating of our manufacturing facilities over the past three years in state of the art equipment.

› Annual production of over 5 million items.

Get to know our Smile Factory. Use your phone's camera to scan the QR code and take a 360° virtual tour of S.I.N.

Guaranteed Quality and Certifications

› Rigorous quality control of process, from the arrival of the raw material to the delivery of the final product, proven through national and international certifications.

ISO 9001 ISO 13485 CE FDA
ISO 14001 ISO 45001





BEYOND
Full Arch

DARE TO GO FURTHER



Going beyond the possible is offering your patients full protocols that rehabilitate essential daily functions, such as eating and smiling, while boosting self-esteem and transforming lives, even in severe cases of bone atrophy.

Dare to go further, explore the art of Beyond Full Arch!





Implants made of Grade IV Cold Worked Titanium, a very lightweight metal, highly resistant to corrosion, wear, and fracture.

Diverse portfolio:
Several implant options for your daily clinical practice.





Rely on exclusive macrogeometries and modern designs.

Accelerated bone healing: The high hydrophilicity, created by an ultra-thin and homogeneous layer of hydroxyapatite, enhances the activity of the proteins involved in the osseointegration process.





Exclusive HAnano® surface:
Developed at leading universities in Sweden, the nanosurface accelerates osseointegration and promotes superior bone quality, proven by over 50 preclinical studies.

Versalis S PLUS

VERSATILITY ELEVATED TO ART

VERSALIS S was created for those who seek simplicity and performance.
Its conical core, dual-thread body, and cutting apex enable easier bicortical engagement and high torque, combined with the ultra-thin surface Plus, produced by double acid-etching and HAnano coating.



A SMART COMBINATION OF DESIGN AND VERSATILITY THAT REDEFINES SIMPLICITY



› **Hybrid Design, Smarter Mechanics:**

A dual-tapered body that balances compression and stress distribution, offering better bone-implant contact and long-term success, enhanced by the ultra-thin Surface Plus, treated with double acid-etching and HAnano coating.



› **Exclusive Plus surface:**

Developed in the main universities of Sweden, the Plus surface which is produced by double acid-etching followed by application of a hydroxyapatite coating HAnano, proven by over 50 preclinical studies.



› **An implant with diverse possibilities:**

Morse Taper 16º connection making your clinical day-to-day easier.



› **From 8.5 to 24 mm. One surgical kit:**

Standard, long or wide, all installed with the same kit.

Versalis S

- Indicated for all bone types, especially low-density bone, bicorticalization, and immediate or delayed loading.
- Versalis S can be used in various clinical situations, provided that the recommended drilling protocol is followed.
- Its exclusive macrogeometry ensures precision, efficiency, and torque predictability during surgery.

INDICATIONS FOR CLINICAL USE:

- **3.5 mm** – Central incisors and lateral incisors (upper and lower)
- **3.8 mm** – Central incisors and lateral incisors (upper), canines and premolars
- **4.0 mm** – Central incisors (upper), canines, premolars and molars
- **4.3 mm** – Canines, premolars and molars
- **5.0 mm** – Molars
- **6.0 mm** – Molars
- **7.0 mm** – Molars

- **1.5 mm infra-bone installation**
- **Initial drill speed:** 1200 rpm
- **Speed of the drills 3.5 to 7.0mm:** 800 rpm
- **Countersink speed:** 600-800 rpm
- **Implant Insertion Speed:** 20 to 40 rpm
- **Maximum torque:** 80 N.cm
- **Immediate loading*:** recommended torque from 45 to 80 N.cm
- **Includes cover screw of 2.0mm**

* Relative contraindication in patients with systemic or local problems and at the professional's discretion

ONE CONNECTION PLATFORM

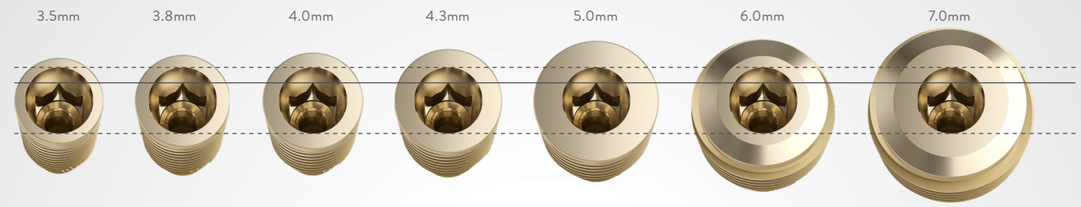

All Versalis Implants feature the 16º Morse Taper Connection with Platform Switch, providing one single connection for all implant diameters.

TECHNICAL MEASURES

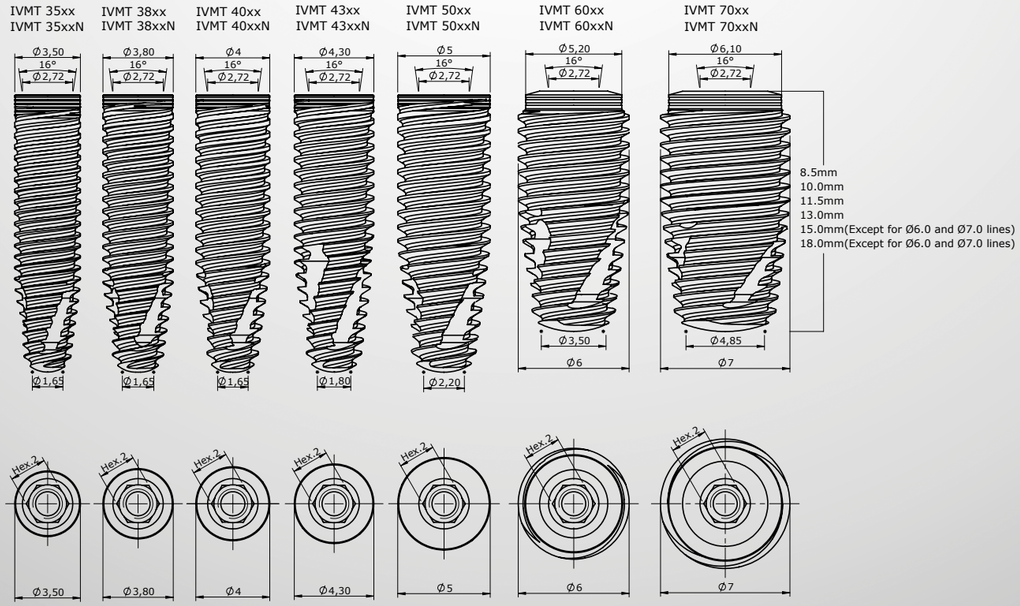

DRILLING SEQUENCE VERSALIS S

SOFT BONE



IMPLANT	Initial (FRL 20)	Lindemann (FRLI 01)	Helical (FRH 20)	Ø3.5 (FRCV 35S)	Ø3.5 (FRCTV 35)	Ø3.8 (FRCV 38S)	Ø3.8 (FRCTV 38)	Ø4.0 (FRCV 40S)	Ø4.0 (FRCTV 40)	Ø4.3 (FRCV 43S)	Ø4.3 (FRCTV 43)	Ø5.0 (FRCV 50S)	Ø5.0 (FRCTV 50)	Ø6.0 (FRCV 60S)	Ø7.0 (FRCV 70S)
IVMT 35xx	●	●	●	● ●											
IVMT 38xx	●	●	●	●		● ●									
IVMT 40xx	●	●	●	●		●		● ●							
IVMT 43xx	●	●	●	●		●		●		● ●					
IVMT 50xx	●	●	●	●		●		●		●		● ●			
IVMT 60xx	●	●	●	●		●		●		●		●		● ●	
IVMT 70xx	●	●	●	●		●		●		●		●		●	● ●

● Optional ● Optional in case of very soft bone Initial Drill speed of 1200 rpm Conical Drill speed of 800 rpm Countersink Drill speed of 600 to 800 rpm

*Sold separately

For 5.0, 6.0, and 7.0 mm diameter implants, the corresponding drills for the Beyond Full Arch Kit must be purchased separately

HARD BONE



IMPLANT	Initial (FRL 20)	Lindemann (FRLI 01)	Helical (FRH 20)	Ø3.5 (FRCV 35H)	Ø3.5 (FRCTV 35)	Ø3.5 (FRCV 35S)	Ø3.8 (FRCV 38H)	Ø3.8 (FRCTV 38)	Ø3.8 (FRCV 38S)	Ø4.0 (FRCV 40H)	Ø4.0 (FRCTV 40)	Ø4.0 (FRCV 40S)	Ø4.3 (FRCV 43H)	Ø4.3 (FRCTV 43)	Ø4.3 (FRCV 43S)	Ø5.0 (FRCV 50H)	Ø5.0 (FRCTV 50)
IVMT 35xx	●	●	●	●	●												
IVMT 38xx	●	●	●			●	●	●									
IVMT 40xx	●	●	●			●			●	●	●						
IVMT 43xx	●	●	●			●			●			●	●	●			
IVMT 50xx	●	●	●			●			●			●			●	●	●

● Optional Initial Drill speed of 1200 rpm Conical Drill speed of 800 rpm Countersink Drill speed of 600 to 800 rpm

*Sold separately

For 5.0, 6.0, and 7.0 mm diameter implants, the corresponding drills for the Beyond Full Arch Kit must be purchased separately

MT 16° PROSTHETIC SEQUENCE

MULTI-UNIT ABUTMENT (ANALOG AND DIGITAL)

Multiple screw retained restorations



IMPLANT

CODE VERSALIS S	CODE VERSALIS S PLUS	DIAM. (mm)	LENGTH (mm)
IVMT 3585	IVMT 3585N	3.5	8.5
IVMT 3510	IVMT 3510N	3.5	10.0
IVMT 3511	IVMT 3511N	3.5	11.5
IVMT 3513	IVMT 3513N	3.5	13.0
IVMT 3515	IVMT 3515N	3.5	15.0
IVMT 3518	IVMT 3518N	3.5	18.0
IVMT 3885	IVMT 3885N	3.8	8.5
IVMT 3810	IVMT 3810N	3.8	10.0
IVMT 3811	IVMT 3811N	3.8	11.5
IVMT 3813	IVMT 3813N	3.8	13.0
IVMT 3815	IVMT 3815N	3.8	15.0
IVMT 3818	IVMT 3818N	3.8	18.0
IVMT 4085	IVMT 4085N	4.0	8.5
IVMT 4010	IVMT 4010N	4.0	10.0
IVMT 4011	IVMT 4011N	4.0	11.5
IVMT 4013	IVMT 4013N	4.0	13.0
IVMT 4015	IVMT 4015N	4.0	15.0
IVMT 4018	IVMT 4018N	4.0	18.0
IVMT 4385	IVMT 4385N	4.3	8.5
IVMT 4310	IVMT 4310N	4.3	10.0
IVMT 4311	IVMT 4311N	4.3	11.5
IVMT 4313	IVMT 4313N	4.3	13.0
IVMT 4315	IVMT 4315N	4.3	15.0
IVMT 4318	IVMT 4318N	4.3	18.0
IVMT 5085	IVMT 5085N	5.0	8.5
IVMT 5010	IVMT 5010N	5.0	10.0
IVMT 5011	IVMT 5011N	5.0	11.5
IVMT 5013	IVMT 5013N	5.0	13.0
IVMT 5015	IVMT 5015N	5.0	15.0
IVMT 5018	IVMT 5018N	5.0	18.0
IVMT 6085	IVMT 6085N	6.0	8.5
IVMT 6010	IVMT 6010N	6.0	10.0
IVMT 6011	IVMT 6011N	6.0	11.5
IVMT 6013	IVMT 6013N	6.0	13.0
IVMT 7085	IVMT 7085N	7.0	8.5
IVMT 7010	IVMT 7010N	7.0	10.0
IVMT 7011	IVMT 7011N	7.0	11.5
IVMT 7013	IVMT 7013N	7.0	13.0

*Check product availability in your country.



2

20 N.cm

STRAIGHT MULTI-UNIT ABUTMENT

CODE	DIAM. (mm)	HEIGHT (mm)
MAM 4801 C	4.8	1.0
MAM 4802 C	4.8	2.0
MAM 4803 C	4.8	3.0
MAM 4804 C	4.8	4.0



3

20 N.cm

INDEXED ANGLED MULTI-UNIT ABUTMENT

CODE	DIAM. (mm)	HEIGHT (mm)	ANG.
MAAM 4802I	4.8	2.0	17°
MAAM 4803I	4.8	3.0	17°
MAAM 4804I	4.8	4.0	17°
MAAM 4832I	4.8	2.0	30°
MAAM 4833I	4.8	3.0	30°
MAAM 4834I	4.8	4.0	30°

*Use hexagonal driver 1.2 mm



1

ABUTMENT PROTECTOR

CODE

PMA 4855

5.0 mm profile



1

OPEN TRAY TRANSFER

CODE

TMAM 4800



1

CLOSED TRAY TRANSFER

CODE

TMFM 4800



ANALOG

CODE

ANMA 4800



1

MULTI-UNIT ABUTMENT SCANNING JIG

CODE

JBMA



1

MULTI-UNIT ABUTMENT SCANNING JIG

CODE

JBMAC



1

10 N.cm

TEMPORARY TITANIUM CYLINDER

CODE	
PTM 4800-3	For straight multi-unit
PTMS 4800-3	For straight multi-unit Suitable for laser welding
PTM 4800-2	For angled multi-unit



1

10 N.cm

CALCINABLE AND CO-CR CYLINDER

CODE	
CPM 4800-3	Plastic/For straight multi-unit
CLEM 4800-3	Cobalt chrome/For straight multi-unit
CPM 4800-2	Plastic/For angled multi-unit
CLEM 4800-2	Cobalt chrome/For angled multi-unit



DIGITAL ANALOG MULTI-UNIT ABUT

CODE

ADMA



POLISHING PROTECTOR

CODE

PPM 01



1

10 N.cm

TITANIUM INTERFACE MULTI-UNIT ABUT

CODE	LENGTH (mm)
IMAT 04	4.0
IMAT 06	6.0



1

10 N.cm

CHROME INTERFACE MULTI-UNIT ABUT

CODE	LENGTH (mm)
IMAC 04	4.0
IMAC 06	6.0



1

LABORATORY SCREW

CODE	DIAM. (mm)
PL 1405 Short	1.4
PTMA 13-1 Long	1.4



1

10 N.cm

RETAINING SCREW

CODE	HEIGHT (mm)	
PRH 20	2.0	For angled multi-unit



1

10 N.cm

RETAINING SCREW PACK 4

CODE	HEIGHT (mm)	
PRH 30	3.0	For straight multi-unit

DRIVERS

1



Driver Handpiece Hex. 1.2mm Short (CTH 1220)



Driver Handpiece Hex. 1.2mm Medium (CTH 1224)

Driver Handpiece Hex. 1.2mm Long (CTH 1230)



Driver Ratchet Hex. 1.2mm Short (CDHC 20)



Driver Ratchet Hex. 1.2mm (CDHC 24)

2



Driver Handpiece P/ Abut. Medium (CTA 1224)



Driver Ratchet F/ Abut. Short (CDAC 20)



Driver Ratchet F/ Abut. Medium (CDAC 24)

3



Driver Handpiece Hex. 1.2mm Nar. Short (CTHA 1220)

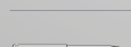

Driver Handpiece Hex. 1.2mm Nard. Medium (CTHA 1224)



Driver Ratchet Hex. 1.2mm Nar. Short (CHTMA 20)



Driver Ratchet Hex. 1.2mm Medium (CHTMA 24)

VERSALIS S

* Analog sequence

* Digital sequence

* Hex driver

* Anti-Rotational component

* Squared Screw

* Abutment Screw

* Rotational component

MT 16° PROSTHETIC SEQUENCE

MICRO MULTI-UNIT ABUTMENT (ANALOG AND DIGITAL)

Single and Multiple Screw retained restorations



IMPLANT

CODE VERSALIS S	CODE VERSALIS S PLUS	DIAM. (mm)	LENGTH (mm)
IVMT 3585	IVMT 3585N	3.5	8.5
IVMT 3510	IVMT 3510N	3.5	10.0
IVMT 3511	IVMT 3511N	3.5	11.5
IVMT 3513	IVMT 3513N	3.5	13.0
IVMT 3515	IVMT 3515N	3.5	15.0
IVMT 3518	IVMT 3518N	3.5	18.0
IVMT 3885	IVMT 3885N	3.8	8.5
IVMT 3810	IVMT 3810N	3.8	10.0
IVMT 3811	IVMT 3811N	3.8	11.5
IVMT 3813	IVMT 3813N	3.8	13.0
IVMT 3815	IVMT 3815N	3.8	15.0
IVMT 3818	IVMT 3818N	3.8	18.0
IVMT 4085	IVMT 4085N	4.0	8.5
IVMT 4010	IVMT 4010N	4.0	10.0
IVMT 4011	IVMT 4011N	4.0	11.5
IVMT 4013	IVMT 4013N	4.0	13.0
IVMT 4015	IVMT 4015N	4.0	15.0
IVMT 4018	IVMT 4018N	4.0	18.0
IVMT 4385	IVMT 4385N	4.3	8.5
IVMT 4310	IVMT 4310N	4.3	10.0
IVMT 4311	IVMT 4311N	4.3	11.5
IVMT 4313	IVMT 4313N	4.3	13.0
IVMT 4315	IVMT 4315N	4.3	15.0
IVMT 4318	IVMT 4318N	4.3	18.0
IVMT 5085	IVMT 5085N	5.0	8.5
IVMT 5010	IVMT 5010N	5.0	10.0
IVMT 5011	IVMT 5011N	5.0	11.5
IVMT 5013	IVMT 5013N	5.0	13.0
IVMT 5015	IVMT 5015N	5.0	15.0
IVMT 5018	IVMT 5018N	5.0	18.0
IVMT 6085	IVMT 6085N	6.0	8.5
IVMT 6010	IVMT 6010N	6.0	10.0
IVMT 6011	IVMT 6011N	6.0	11.5
IVMT 6013	IVMT 6013N	6.0	13.0
IVMT 7085	IVMT 7085N	7.0	8.5
IVMT 7010	IVMT 7010N	7.0	10.0
IVMT 7011	IVMT 7011N	7.0	11.5
IVMT 7013	IVMT 7013N	7.0	13.0

*Check product availability in your country.



2

20 N.cm

MICRO MULTI-UNIT ABUTMENT

CODE	DIAM. (mm)	HEIGHT (mm)
MAM 3301	3.5	1.0
MAM 3302	3.5	2.0
MAM 3303	3.5	3.0
MAM 3304	3.5	4.0



1

ABUTMENT PROTECTOR

CODE

PMM 33



1

OPEN TRAY TRANSFER

CODE

TMM 3306



1

CLOSED TRAY TRANSFER

CODE

TMMF 3306



ANALOG

CODE

AMMA 33



1

10 N.cm

TEMPORARY TITANIUM CYLINDER

CODE

CPMT 3306



1

10 N.cm

CALCINABLE AND CO-CR CYLINDER

CODE

CPMC 33	
CPMM 33	Cobalt chrome
CPMC 3306	
CPMM 3306	Cobalt chrome

1

LABORATORY SCREW

CODE

PTMMA 14



1

10 N.cm

RETAINING SCREW

CODE	LENGTH (mm)
PRH 3035	2.0



POLISHING PROTECTOR

CODE

PPMM 33

PPMM 3306



1

10 N.cm

TITANIUM INTERFACE MICRO MULTI-UNIT ABUT

CODE	LENGTH (mm)	
IMMAT 04	4.0	
IMMAT 06	6.0	
IMMAT 0406	4.0	
IMMAT 0606	6.0	



1

10 N.cm

CHROME INTERFACE MICRO MULTI-UNIT ABUT

CODE	LENGTH (mm)	
IMMAC 04	4.0	
IMMAC 06	6.0	
IMMAC 0406	4.0	
IMMAC 0606	6.0	



1

MICRO MULTI-UNIT ABUTMENT SCANNING JIG

CODE

JBMMA

JBMMA06



1

MICRO MULTI-UNIT ABUTMENT SCANNING JIG

CODE

JBMMAC

JBMMA 06C



DIGITAL ANALOG MICRO MULTI-UNIT ABUT

CODE

ADMMA

DRIVERS

1



Driver Handpiece Hex. 1.2mm Short (CTH 1220)



Driver Handpiece Hex. 1.2mm Medium (CTH 1224)

Driver Handpiece Hex. 1.2mm Long (CTH 1230)



Driver Ratchet Hex. 1.2mm Short (CDHC 20)



Driver Ratchet Hex. 1.2mm (CDHC 24)

2



Driver Handpiece P/ Abut. Medium (CTA 1224)



Driver Ratchet F/ Abut. Short (CDAC 20)



Driver Ratchet F/ Abut. Medium (CDAC 24)

VERSALIS S

* Analog sequence

* Digital sequence

* Hex driver

* Anti-Rotational component

* Squared Screw

* Abutment Screw

* Rotational component

MT 16° PROSTHETIC SEQUENCE

CONICAL ABUTMENT (ANALOG AND DIGITAL)

Single and multiple screw retained restorations



IMPLANT

CODE VERSALIS S	*CODE VERSALIS S PLUS*	*DIAM. (mm)*	*LENGTH (mm)*
IVMT 3585	IVMT 3585N	3.5	8.5
IVMT 3510	IVMT 3510N	3.5	10.0
IVMT 3511	IVMT 3511N	3.5	11.5
IVMT 3513	IVMT 3513N	3.5	13.0
IVMT 3515	IVMT 3515N	3.5	15.0
IVMT 3518	IVMT 3518N	3.5	18.0
IVMT 3885	IVMT 3885N	3.8	8.5
IVMT 3810	IVMT 3810N	3.8	10.0
IVMT 3811	IVMT 3811N	3.8	11.5
IVMT 3813	IVMT 3813N	3.8	13.0
IVMT 3815	IVMT 3815N	3.8	15.0
IVMT 3818	IVMT 3818N	3.8	18.0
IVMT 4085	IVMT 4085N	4.0	8.5
IVMT 4010	IVMT 4010N	4.0	10.0
IVMT 4011	IVMT 4011N	4.0	11.5
IVMT 4013	IVMT 4013N	4.0	13.0
IVMT 4015	IVMT 4015N	4.0	15.0
IVMT 4018	IVMT 4018N	4.0	18.0
IVMT 4385	IVMT 4385N	4.3	8.5
IVMT 4310	IVMT 4310N	4.3	10.0
IVMT 4311	IVMT 4311N	4.3	11.5
IVMT 4313	IVMT 4313N	4.3	13.0
IVMT 4315	IVMT 4315N	4.3	15.0
IVMT 4318	IVMT 4318N	4.3	18.0
IVMT 5085	IVMT 5085N	5.0	8.5
IVMT 5010	IVMT 5010N	5.0	10.0
IVMT 5011	IVMT 5011N	5.0	11.5
IVMT 5013	IVMT 5013N	5.0	13.0
IVMT 5015	IVMT 5015N	5.0	15.0
IVMT 5018	IVMT 5018N	5.0	18.0
IVMT 6085	IVMT 6085N	6.0	8.5
IVMT 6010	IVMT 6010N	6.0	10.0
IVMT 6011	IVMT 6011N	6.0	11.5
IVMT 6013	IVMT 6013N	6.0	13.0
IVMT 7085	IVMT 7085N	7.0	8.5
IVMT 7010	IVMT 7010N	7.0	10.0
IVMT 7011	IVMT 7011N	7.0	11.5
IVMT 7013	IVMT 7013N	7.0	13.0

*Check product availability in your country.



20 N.cm

CONICAL ABUTMENT

CODE	*DIAM. (mm)*	*LENGTH (mm)*
ACM 4801C	4.8	1.0
ACM 4802C	4.8	2.0
ACM 4803C	4.8	3.0
ACM 4804C	4.8	4.0



ABUTMENT PROTECTOR

CODE

PA 4855

5.0 mm profile



OPEN TRAY TRANSFER

CODE

TMAA 4800

TMAA 4806



CLOSED TRAY TRANSFER

CODE

TMFA 4800

TMFA 4806



ANALOG

CODE

ANAC



10 N.cm

TEMPORARY TITANIUM CYLINDER

CODE

PTA 4800-3

PTA 4806-3



10 N.cm

CALCINABLE AND CO-CR CYLINDER

CODE

CPAC 00-3	Plastic
CALE 00-3	Cobalt chrome
CPAC 06-3	Plastic
CALE 06-3	Cobalt chrome



POLISHING PROTECTOR

CODE

PPAC 01



LABORATORY SCREW

CODE	DIAM. (mm)
PL 1405 Short	1.4
PTMA 13-1 Long	1.4



10 N.cm

RETAINING SCREW PACK 4

CODE	*HEIGHT (mm)*
PRH 30	3.0



CONICAL ABUTMENT SCANNING JIG

CODE

JBAC 00

JBAC 06



CONICAL ABUTMENT SCANNING JIG

CODE

JBAC 00C

JBAC 06C



CONICAL ABUTMENT DIGITAL ANALOG

CODE

ADAC



10 N.cm

TITANIUM INTERFACE CONICAL ABUT

CODE	LENGTH (mm)	
IACT 0400	4.0	
IACT 0406	4.0	◎
IACT 0600	6.0	
IACT 0606	6.0	◎



10 N.cm

CHROME INTERFACE CONICAL ABUT

CODE	LENGTH (mm)	
IACC 0400	4.0	
IACC 0406	4.0	◎
IACC 0600	6.0	
IACC 0606	6.0	◎

DRIVERS

1



Driver Handpiece Hex. 1.2mm Short (CTH 1220)



Driver Handpiece Hex. 1.2mm Medium (CTH 1224)

Driver Handpiece Hex. 1.2mm Long (CTH 1230)



Driver Ratchet Hex. 1.2mm Short (CDHC 20)



Driver Ratchet Hex. 1.2mm (CDHC 24)

2



Driver Handpiece P/ Abut. Medium (CTA 1224)



Driver Ratchet F/ Abut. Short (CDAC 20)



Driver Ratchet F/ Abut. Medium (CDAC 24)

VERSALIS S

* Analog sequence

* Digital sequence

* Hex driver

* Anti-Rotational component

* Squared Screw

* Abutment Screw

* Rotational component

MT 16° PROSTHETIC SEQUENCE

MULTIFUNCTIONAL ABUTMENT (ANALOG AND DIGITAL)

Single and Multiple screw retained restorations



IMPLANT

CODE VERSALIS S	*CODE VERSALIS S PLUS*	*DIAM. (mm)*	*LENGTH (mm)*
IVMT 3585	IVMT 3585N	3.5	8.5
IVMT 3510	IVMT 3510N	3.5	10.0
IVMT 3511	IVMT 3511N	3.5	11.5
IVMT 3513	IVMT 3513N	3.5	13.0
IVMT 3515	IVMT 3515N	3.5	15.0
IVMT 3518	IVMT 3518N	3.5	18.0
IVMT 3885	IVMT 3885N	3.8	8.5
IVMT 3810	IVMT 3810N	3.8	10.0
IVMT 3811	IVMT 3811N	3.8	11.5
IVMT 3813	IVMT 3813N	3.8	13.0
IVMT 3815	IVMT 3815N	3.8	15.0
IVMT 3818	IVMT 3818N	3.8	18.0
IVMT 4085	IVMT 4085N	4.0	8.5
IVMT 4010	IVMT 4010N	4.0	10.0
IVMT 4011	IVMT 4011N	4.0	11.5
IVMT 4013	IVMT 4013N	4.0	13.0
IVMT 4015	IVMT 4015N	4.0	15.0
IVMT 4018	IVMT 4018N	4.0	18.0
IVMT 4385	IVMT 4385N	4.3	8.5
IVMT 4310	IVMT 4310N	4.3	10.0
IVMT 4311	IVMT 4311N	4.3	11.5
IVMT 4313	IVMT 4313N	4.3	13.0
IVMT 4315	IVMT 4315N	4.3	15.0
IVMT 4318	IVMT 4318N	4.3	18.0
IVMT 5085	IVMT 5085N	5.0	8.5
IVMT 5010	IVMT 5010N	5.0	10.0
IVMT 5011	IVMT 5011N	5.0	11.5
IVMT 5013	IVMT 5013N	5.0	13.0
IVMT 5015	IVMT 5015N	5.0	15.0
IVMT 5018	IVMT 5018N	5.0	18.0
IVMT 6085	IVMT 6085N	6.0	8.5
IVMT 6010	IVMT 6010N	6.0	10.0
IVMT 6011	IVMT 6011N	6.0	11.5
IVMT 6013	IVMT 6013N	6.0	13.0
IVMT 7085	IVMT 7085N	7.0	8.5
IVMT 7010	IVMT 7010N	7.0	10.0
IVMT 7011	IVMT 7011N	7.0	11.5
IVMT 7013	IVMT 7013N	7.0	13.0

*Check product availability in your country.



32 N.cm

MULTIFUNCTIONAL ABUTMENT

CODE	*DIAM. (mm)*	*HEIGHT (mm)*
AMCM 4801	4.8	1.0
AMCM 4802	4.8	2.0
AMCM 4803	4.8	3.0
AMCM 4804	4.8	4.0

*Use hexagonal driver 1.6 mm



ABUTMENT PROTECTOR

CODE

PAM 48



OPEN TRAY TRANSFER

CODE

TMAAM 00

TMAAM 06



CLOSED TRAY TRANSFER

CODE

TMFAM 00

TMFAM 06



ANALOG

CODE

ANAM



MULTIFUNCTIONAL ABUT SCANNING JIG

CODE

JBAM00

JBAM06



MULTIFUNCTIONAL ABUT SCANNING JIG

CODE

JBAM 00C

JBAM 06C

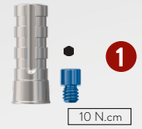

10 N.cm

TEMPORARY TITANIUM CYLINDER

CODE

PTAM 00

PTAM 06



10 N.cm

CALCINABLE AND CO-CR CYLINDER

CODE

CCAM 00	Plastic
CCAM 06	Plastic
CCRAM 00	Cobalt chrome
CCRAM 06	Cobalt chrome



DIGITAL ANALOG ABUT MULT

CODE

ADAM



POLISHING PROTECTOR

CODE

PPAM 01



LABORATORY SCREW

CODE	*DIAM. (mm)*
PTMAL 01	1.4



10 N.cm

RETAINING SCREW

CODE	*LENGTH (mm)*
PRA 01	2.0



10 N.cm

CHROME INTERFACE MULTIFUNCTIONAL ABUT

CODE	LENGTH (mm)	
IAMC 0400	4.0	
IAMC 0600	6.0	
IAMC 0406	4.0	⬡
IAMC 0606	6.0	⬡



10 N.cm

TITANIUM INTERFACE MULTIFUNCTIONAL ABUT

CODE	LENGTH (mm)	
IAMT 0400	4.0	
IAMT 0600	6.0	
IAMT 0406	4.0	⬡
IAMT 0606	6.0	⬡

DRIVERS

1



Driver Handpiece Hex. 1.2mm Short (CTH 1220)



Driver Handpiece Hex. 1.2mm Medium (CTH 1224)

Driver Handpiece Hex. 1.2mm Long (CTH 1230)



Driver Ratchet Hex. 1.2mm Short (CDHC 20)



Driver Ratchet Hex. 1.2mm (CDHC 24)

2

Driver Handpiece Hex. 1.6mm Short (CTH 1620)



Driver Handpiece Hex. 1.6mm Medium (CTH 1624)

Driver Ratchet Hex. 1.6mm Short (CCH 1620)



Driver Ratchet Hex. 1.6mm Medium (CCH 1624)

VERSALIS S

* Analog sequence

* Digital sequence

* Hex driver

* Anti-Rotational component

* Squared Screw

* Abutment Screw

* Rotational component

Versalis S LONG

- Indicated for intraoral surgical placement in the maxilla, preferably in bones type III and IV (low density bones), for total edentulism cases, bicorticalization, immediate and delayed loading.
- Versalis S can be used in various clinical situations, provided that the recommended drilling protocol is followed.
- Its exclusive macrogeometry ensures precision, efficiency, and torque predictability during surgery.
- Internal angulation: 16°.

INDICATIONS FOR CLINICAL USE:

- **3.8 mm** - Anterior region
- **4.0 mm** - Anterior and posterior region
- **4.3 mm** - Posterior region

- **1.5 mm infra-bone installation**
- **Initial drill speed:** 1200 rpm
- **Speed of the drills 3.8 to 4.3mm:** 800 rpm.
- **Implant Insertion Speed:** 20 to 40 rpm
- **Maximum torque:** 80 N.cm
- **Immediate loading*:** recommended torque from 45 to 80 N.cm
- Includes cover screw of 2.0mm

* Relative contraindication in patients with systemic or local problems and at the professional's discretion

DRILLING SEQUENCE VERSALIS S LONG

BONE TYPES III AND IV



Ø DIAM. (mm)	Initial (FRLL 20)	Helical (FRHL 20)	Ø3.8 (FRCVL 38)	Ø4.0 (FRCVL 40)	Ø4.3 (FRCVL 43)
3.8	●	●	● ●		
4.0	●	●	●	● ●	
4.3	●	●	●	●	● ●

● Optional ● Optional in case of very soft bone Initial Drill speed of 1200 rpm Conical Drill speed of 800 rpm

For 4.3 mm diameter implant, the corresponding drill for the Beyond Full Arch Kit must be purchased separately

SINGLE CONNECTION. SMARTER WORKFLOW.

All Versalis Long Implants feature the 16° Morse Taper Connection with Platform Switch, providing one single connection for all implant diameters



TECHNICAL MEASURES

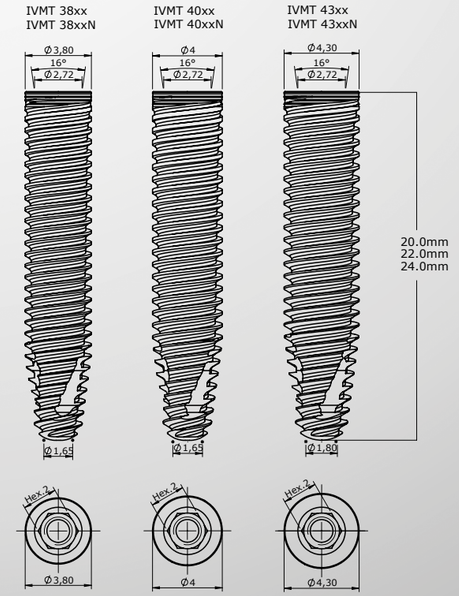

MT 16° LONG PROSTHETIC SEQUENCE

MULTI-UNIT ABUTMENT (ANALOGIC AND DIGITAL)

Multiple screw retained restorations



IMPLANT

CODE VERSALIS S	CODE VERSALIS S PLUS	DIAM. (mm)	LENGTH (mm)
IVMT 3820	IVMT 3820N	3.8	20.0
IVMT 3822	IVMT 3822N	3.8	22.0
IVMT 3824	IVMT 3824N	3.8	24.0
IVMT 4020	IVMT 4020N	4.0	20.0
IVMT 4022	IVMT 4022N	4.0	22.0
IVMT 4024	IVMT 4024N	4.0	24.0
IVMT 4320	IVMT 4320N	4.3	20.0
IVMT 4322	IVMT 4322N	4.3	22.0
IVMT 4324	IVMT 4324N	4.3	24.0



2

20 N.cm

STRAIGHT MULTI-UNIT ABUTMENT

CODE	DIAM. (mm)	HEIGHT (mm)
MAM 4801 C	4.8	1.0
MAM 4802 C	4.8	2.0
MAM 4803 C	4.8	3.0
MAM 4804 C	4.8	4.0



3

20 N.cm

INDEXED ANGLED MULTI-UNIT ABUTMENT

CODE	DIAM. (mm)	HEIGHT (mm)	ANG.
MAAM 4802I	4.8	2.0	17°
MAAM 4803I	4.8	3.0	17°
MAAM 4804I	4.8	4.0	17°
MAAM 4832I	4.8	2.0	30°
MAAM 4833I	4.8	3.0	30°
MAAM 4834I	4.8	4.0	30°

*Use hexagonal driver 1.2 mm



1

ABUTMENT PROTECTOR

CODE

PMA 4855

5.0 mm profile



1

OPEN TRAY TRANSFER

CODE

TMAM 4800



1

CLOSED TRAY TRANSFER

CODE

TMFM 4800



ANALOG

CODE

ANMA 4800



1

10 N.cm

TEMPORARY TITANIUM CYLINDER

CODE

PTM 4800-3	For straight multi-unit
PTMS 4800-3	For straight multi-unit Suitable for laser welding
PTM 4800-2	For angled multi-unit



1

10 N.cm

CALCINABLE AND CO-CR CYLINDER

CODE

CPM 4800-3	Plastic For straight multi-unit
CLEM 4800-3	Cobalt chrome For straight multi-unit
CPM 4800-2	Plastic For angled multi-unit
CLEM 4800-2	Cobalt chrome For angled multi-unit



POLISHING PROTECTOR

CODE

PPM 01



1

LABORATORY SCREW

CODE	DIAM. (mm)
PL 1405 Short	1.4
PTMA 13-1 Long	1.4



1

10 N.cm

RETAINING SCREW

CODE	HEIGHT (mm)	
PRH 20	2.0	For angled multi-unit



1

10 N.cm

RETAINING SCREW PACK 4

CODE	HEIGHT (mm)	
PRH 30	3.0	For straight multi-unit



1

MULTI-UNIT ABUTMENT SCANNING JIG

CODE

JBMA



1

MULTI-UNIT ABUTMENT SCANNING JIG

CODE

JBMAC



DIGITAL ANALOG MULTI-UNIT ABUT

CODE

ADMA



1

10 N.cm

TITANIUM INTERFACE MULTI-UNIT ABUT

CODE	LENGTH (mm)
IMAT 04	4.0
IMAT 06	6.0



1

10 N.cm

CHROME INTERFACE MULTI-UNIT ABUT

CODE	LENGTH (mm)
IMAC 04	4.0
IMAC 06	6.0

DRIVERS

1



Driver Handpiece Hex. 1.2mm Short (CTH 1220)



Driver Handpiece Hex. 1.2mm Medium (CTH 1224)

Driver Handpiece Hex. 1.2mm Long (CTH 1230)



Driver Ratchet Hex. 1.2mm Short (CDHC 20)



Driver Ratchet Hex. 1.2mm (CDHC 24)

2



Driver Handpiece P/ Abut. Medium (CTA 1224)



Driver Ratchet F/ Abut. Short (CDAC 20)

Driver Ratchet F/ Abut. Medium (CDAC 24)

3



Driver Handpiece Hex. 1.2mm Nar. Short (CTHA 1220)



Driver Handpiece Hex. 1.2mm Nard. Medium (CTHA 1224)



Driver Ratchet Hex. 1.2mm Nar. Short (CHTMA 20)



Driver Ratchet Hex. 1.2mm Medium (CHTMA 24)

*Check product availability in your country.

VERSALIS S LONG

* Analog sequence

* Digital sequence

* Hex driver

* Anti-Rotational component

* Squared Screw

* Abutment Screw

* Rotational component

Zygomatic

- Indicated for the installation of implants in the zygomatic bone for extra-alveolar anchorage in full-arch rehabilitations of atrophic maxillas.
- Aggressive and compressive threads that ensure unique performance and faster locking of the implant.
- Smooth apical end for better adaptation and protection of soft tissues, leading to superior results in severe maxillary resorption cases.
- Internal Angulation: 16°.

CLINICAL USE INDICATIONS:

- 4.0 - Posterior region of the maxilla, regions of premolars and molars.

- Infraosseous installation of 1.5mm.
- Initial drill rotation: 1200 rpm
- Insertion rotation: 40 to 50 rpm
- Maximum torque: 80 N.cm

Relative contraindication in patients with systemic or local problems, at the discretion of the professional.

Check product availability in your country.



ZYGOMATIC DRILL SEQUENCE



Zygomatic DAE ILMZ 40xxE | Ø2.35 (A) FHZ 2340 | Ø2.5 (B) FHZ 2540 | Ø2.8 (C) FHZ 2840 | Ø3.2 (D) FHZ 3240 | Ø2.35 (A) FHZ 2355 | Ø2.5 (B) FHZ 2555 | Ø2.8 (C) FHZ 2855 | Ø3.2 (D) FHZ 3255

Ø2.35 (A) FHZ 2370 | Ø2.5 (B) FHZ 2570 | Ø2.8 (C) FHZ 2870 | Ø3.2 (D) FHZ 3270

Technical Specifications

ZYGOMATIC

ILMZ 40xxE

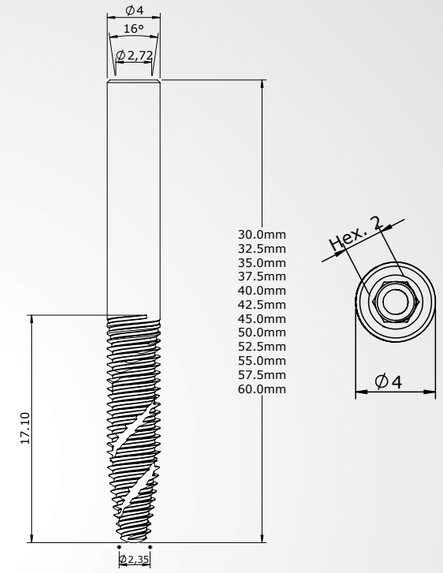

ZYGOMATIC PROSTHETIC SEQUENCE



IMPLANT

CODE	DIAM. (mm)	LENGTH (mm)
ILMZ 4030E	4.0	30.0
ILMZ 4032E	4.0	32.5
ILMZ 4035E	4.0	35.0
ILMZ 4037E	4.0	37.5
ILMZ 4040E	4.0	40.0
ILMZ 4042E	4.0	42.5
ILMZ 4045E	4.0	45.0
ILMZ 4047E	4.0	47.5
ILMZ 4050E	4.0	50.0
ILMZ 4052E	4.0	52.5
ILMZ 4055E	4.0	55.0
ILMZ 4057E	4.0	57.5
ILMZ 4060E	4.0	60.0



ANGLED MINI ABUTMENT

2

20 N.cm

CODE	DIAM. (mm)	LEN. (mm)	ANG.
MAAM 48021	4.8	2,0	17 °
MAAM 48031	4.8	3,0	17 °
MAAM 48041	4.8	4,0	17 °
MAAM 48321	4.8	2,0	30 °
MAAM 48331	4.8	3,0	30 °
MAAM 48341	4.8	4,0	30 °
MAAM 48421	4.8	2,0	45 °
MAAM 48431	4.8	3,0	45 °
MAAM 48515I	4.8	1,5	52 °
MAAM 48525I	4.8	2,5	52 °
MAAM 48615I	4.8	1,5	60 °
MAAM 48625I	4.8	2,5	60 °



ABUTMENT PROTECTOR

1

CODE

PMA 4855

5,0 mm



OPEN TRAY TRANSFER

1

CODE

TMAM 4800



TRANSFER DE CUBETA CERRADA

1

CODIGO

TMFM 4800



ANALOG

CODE

ANMA 4800



10 N.cm

PROVISIONAL TITANIUM CYLINDER

1

CODE	
PTM 4800-3	For straight MA
PTMS 4800-3	For straight MA Suitable for laser welding
PTM 4800-2	For angled MA



10 N.cm

CASTABLE CYLINDER AND CR-CO

1

CODE	
CPM 4800-3	For straight MA
CLEM 4800-3	Cobalt-Chromium – For straight MA
CPM 4800-2	For angled MA
CLEM 4800-2	Cobalt-Chromium – For angled MA



ABUTMENT POLISH

CODE

PPM 01



LABORATORY SCREW

1

CODE	DIAM. (MM)
PL 1405 Corto	1.4
PTMA 13-1 Largo	1.4



10 N.cm

RETENTION SCREW

1

CODE ALT.	LENGTH (MM)	
PRH 20	2	For angled MA
PRH 30	3	For straight MA

- * Analog sequence
- * Digital sequence
- * Hex driver
- * Anti-Rotational component
- * Squared Screw
- * Abutment Screw
- * Rotational component

ZYGOMATIC PLUS

DRIVERS

1



Driver Handpiece Hex. 1.2mm Short (CTH 1220)

Driver Handpiece Hex. 1.2mm Medium (CTH 1224)

Driver Handpiece Hex. 1.2mm Long (CTH 1230)



Driver Ratchet Hex. 1.2mm Short (CDHC 20)

Driver Ratchet Hex. 1.2mm (CDHC 24)

2



Driver Handpiece Hex. 1.2mm Nar. Short (CTHA 1220)

Driver Handpiece Hex. 1.2mm Nard. Medium (CTHA 1224)



Driver Ratchet Hex. 1.2mm Nar. Short (CHTMA 20)

Driver Ratchet Hex. 1.2mm Medium (CHTMA 24)

Check product availability in your country.

Epikut S
LONG RA

- Indicated for the total rehabilitation of atrophic maxillas, where anchorage in the pterygoid bone is required to avoid additional grafting procedures.
- Smooth collar of 4 mm: Allows a transmucosal height of 1 to 2 mm with the necessary inclination of up to 45° for the technique.
- Features a narrow apex of 2.35 mm, allowing minimal preparation (only two drills) in the pterygomaxillary suture, an area with thick cortical bone.
- Internal Angulation: 16°.

CLINICAL USE INDICATIONS:

- 3.8 - Posterior maxilla region, premolar and molar areas.
- 4.0 - Posterior maxilla region, premolar and molar areas.
- 4.2 - Posterior maxilla region, premolar and molar areas.
- 4.5 - Posterior maxilla region, premolar and molar areas.

- Installation at the bone crest level up to 2.0 mm supraosseous.
- Drill rotation: 800 rpm
- Insertion rotation: 20 to 40 rpm
- Maximum torque: 80 N.cm

* Relative contraindication in patients with systemic or local issues, at the discretion of the professional.

Check product availability in your country.





EPIKUT S LONG RA DRILL SEQUENCE

800 RPM



Epikut S
Long RA

Ø DIÂM. (mm)	FRLQ 2045	FHE 25P * Substitute for OST 01	OST 01 * Substitute for FHE 25P	OST 02
3,8	●	●	●	
4,0	●	●	●	●
4,2	●	●	●	●
4,5	●	●	●	●

- ● Mandatory Milling Step
- ●* Mandatory milling step - submilling 7 mm
- ●* Mandatory milling step - submilling 13 mm
- ● Optional milling step - submilling 7 mm
- ● Milling step for dense bones - cervical
- ●* Milling step for dense bones - submilling 7 mm

Note: The FHE 25P drill replaces the use of the OST1 osteotome and vice versa. That is, when one is used, the other is not necessary.

Technical Specifications
EPIKUT S LONG RA

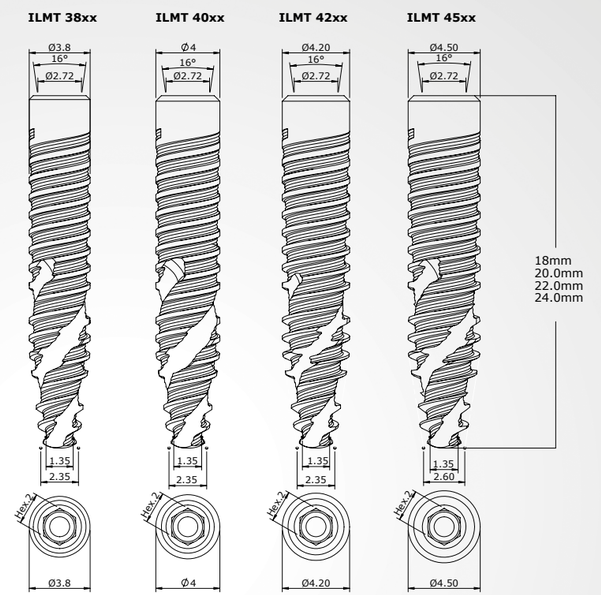

EPIKUT S LONG RA PROSTHETIC SEQUENCE

IMPLANTE

CODE	DIAM. (mm)	HEIGHT (mm)
ILMT 3818	3,8	18
ILMT 3820	3,8	20
ILMT 3822	3,8	22
ILMT 3824	3,8	24
ILMT 4018	4,0	18
ILMT 4020	4,0	20
ILMT 4022	4,0	22
ILMT 4024	4,0	24
ILMT 4218	4,2	18
ILMT 4220	4,2	20
ILMT 4222	4,2	22
ILMT 4224	4,2	24
ILMT 4518	4,5	18
ILMT 4520	4,5	20
ILMT 4522	4,5	22
ILMT 4524	4,5	24

INDEXED ANGLED MULTI-UNIT ABUTMENT — 20 N.cm

CODE	DIAM. (mm)	HEIGHT (mm)	ANG.
MAAM 4832I	4,8	2,0	30°
MAAM 4833I	4,8	3,0	30°
MAAM 4834I	4,8	4,0	30°

*Use chave hexagonal de 1,2 mm.

INDEXED ANGLED MULTI-UNIT ABUTMENT — 20 N.cm

CODE	DIAM. (mm)	HEIGHT (mm)	ANG.	
MAAM 4842I	4,8	2,0	45°	SLIM
MAAM 4843I	4,8	3,0	45°	SLIM

*Use hexagonal driver 1.2 mm

INDEXED ANGLED MULTI-UNIT ABUTMENT — 20 N.cm

CODE	DIAM. (mm)	HEIGHT (mm)	ANG.	
MAATM 4841SI	4,8	1,5	45°	STANDARD
MAATM 4842SI	4,8	2,5	45°	STANDARD

*Use hexagonal driver 1.2 mm

ABUTMENT PROTECTOR — 1
CODE: PMA 4855
5.0 mm profile

OPEN TRAY TRANSFER — 1
CODE: TMAM 4800

CLOSED TRAY TRANSFER — 1
CODE: TMFM 4800

ANALOG
CODE: ANMA 4800

MULTI-UNIT ABUTMENT SCANNING JIG — 1
CODE: JBMA

MULTI-UNIT ABUTMENT SCANNING JIG — 1
CODE: JBMAC

TEMPORARY TITANIUM CYLINDER — 1 — 10 N.cm
CODE

PTM 4800-2	For angled multi-unit

CALCINABLE AND CO-CR CYLINDER — 1 — 10 N.cm
CODE

CPM 4800-2	Plastic/For angled multi-unit
CLEM 4800-2	Cobalt chrome/For angled multi-unit

DIGITAL ANALOG MULTI-UNIT ABUT
CODE: ADMA

POLISHING PROTECTOR
CODE: PPM 01

TITANIUM INTERFACE MULTI-UNIT ABUT — 1 — 10 N.cm

CODE	HEIGHT (mm)
IMAT 04	4,0
IMAT 06	6,0

CHROME INTERFACE MULTI-UNIT ABUT — 1 — 10 N.cm

CODE	HEIGHT (mm)
IMAC 04	4,0
IMAC 06	6,0

LABORATORY SCREW — 1

CODE	DIAM. (mm)
PL 1405 Curto	1,4
PTMA 13-1 Longo	1,4

RETAINING SCREW — 1 — 10 N.cm

CODE	HEIGHT (mm)	
PRH 20	2	For angled multi-unit

- * Analog sequence
- * Digital sequence
- * Hex driver
- * Anti-Rotational component
- * Squared Screw
- * Abutment Screw
- * Rotational component

DRIVERS

1

- Driver Handpiece Hex. 1.2mm Short (CTH 1220)
- Driver Handpiece Hex. 1.2mm Medium (CTH 1224)
- Driver Handpiece Hex. 1.2mm Long (CTH 1230)
- Driver Ratchet Hex. 1.2mm Short (CDHC 20)
- Driver Ratchet Hex. 1.2mm (CDHC 24)

2

- Driver Handpiece Hex. 1.2mm Nar. Short (CTHA 1220)
- Driver Handpiece Hex. 1.2mm Nard. Medium (CTHA 1224)
- Driver Ratchet Hex. 1.2mm Nar. Short (CHTMA 20)
- Driver Ratchet Hex. 1.2mm Medium (CHTMA 24)

Check product availability in your country.

BEYOND FULL ARCH SURGICAL KIT

ONE KIT FOR ALL LENGTHS

Unique drills with DLC (Diamond like carbon): Less bone heating, increased durability and high cutting power.

Complete set of drills and drivers for Epikut Long RA implant placement.

Included at 17°,30°, 45°, 52° and 60° ID, for precise planning in anatomical challenges.



Depth probe designed for conventional and long implant procedures, supporting accurate depth assessment

Hand driver adapter for torque measurement during zygomatic implant placement.

Dedicated drivers for straight and angled mini-abutments, enabling contra-angle handpiece installation with controlled torque.

Diamond burs: To prepare the site with minimal possibility of sinus membrane rupture

Linear and intuitive sequence.

Zygomatic implant drills available in three lengths: 35, 50 and 60 mm, providing versatility for different surgical needs.



Depth probe to ensure the correct positioning of the implant

Two osteotome (1 and 2) for Epikut Long RA procedures, providing options according to surgical requirements.

Exclusive drills coated with DLC (Diamond-like Carbon): Reduction of bone heating; Increased durability; High cutting power; Sharper angle.

BEYOND FULL ARCH SURGICAL KIT

ORGANIZING BOX



1 **LANCE DRILL Ø2.0MM**
FRESA LANÇA Ø2.0MM
(FRL 20)

2 **HELICAL DRILL Ø2.0MM**
FRESA HELICOIDAL Ø2.0MM
(FRH 20)

3 **CONICAL DRILL Ø3.5MM SOFT**
FRESA CONICA Ø3.5MM SOFT
(FRCV 35S)

4 **CONICAL DRILL Ø3.8MM SOFT**
FRESA CONICA Ø3.8MM SOFT
(FRCV 38S)

5 **CONICAL DRILL Ø4.0MM SOFT**
FRESA CONICA Ø4.0MM SOFT
(FRCV 40S)

6 **CONICAL DRILL Ø4.3MM SOFT**
FRESA CONICA Ø4.3MM SOFT
(FRCV 43S)

7 **LANCE DRILL Ø2.0MM LONG**
FRESA LANÇA Ø2.0MM LONGA
(FRLL 20)

8 **DRILL HELICAL Ø2.0MM LONG**
FRESA HELICOIDAL Ø2.0MM LONGA
(FRHL 20)

9 **DRILL CONICAL Ø3.8MM LONG**
FRESA CONICA Ø3.8MM LONGA
(FRCVL 38)

10 **DRILL CONICAL Ø4.0MM LONG**
FRESA CONICA Ø4.0MM LONGA
(FRCVL 40)

11 **CONICAL DRILL Ø3.5MM HARD**
FRESA CONICA Ø3.5MM HARD
(FRCV 35H)

12 **CONICAL DRILL Ø3.8MM HARD**
FRESA CONICA Ø3.8MM HARD
(FRCV 38H)

13 **CONICAL DRILL Ø4.0MM HARD**
FRESA CONICA Ø4.0MM HARD
(FRCV 40H)

14 **CONICAL DRILL Ø4.3MM HARD**
FRESA CONICA Ø4.3MM HARD
(FRCV 43H)

15 **DIRECTION INDICATOR 3.5mm**
INDICADOR DE DIRECAO Ø3.5
(ID 35)

16 **DIRECTION INDICATOR 3.8mm**
INDICADOR DE DIRECAO Ø3.8
(ID 38)

17 **DIRECTION INDICATOR 4.0mm**
INDICADOR DE DIRECAO Ø4.0
(ID 40)

18 **DIRECTION INDICATOR 4.3mm**
INDICADOR DE DIRECAO Ø4.3
(ID 43)

19 **HANDPIECE DRIVER IMP. MT16° SHORT**
CHAVE CONTRA ÂNGULO IMP. MT16° CURTA
(CTMT 01C)

20 **HANDPIECE DRIVER IMP. MT16° LONG**
CHAVE CONTRA ÂNGULO IMP. MT16° LONGA
(CTMT 01L)

21 **DRIVER RATCHET IMP. MT SHORT**
CHAVE CATRACA IMP. MT CURTA
(CCMT 01C)

22 **RATCHET DRIVER IMP. MT LONG**
CHAVE CATRACA IMP. MT LONGA
(CCMT 01L)

23 **DRIVER EXTENSOR OF DRILL**
CHAVE EXTENSORA DE FRESA MOD.03
(EXFN 03)

24 **DRILL LANCE QUAD Ø2.0MM**
FRESA LANÇA QUAD Ø2.0MM
(FRLQ 2045)

25 **DRILL CONICAL Ø2.5MM**
FRESA CONICA Ø2.5MM
(FHE 25P)

26 **DRIVER HANDPIECE IMP. PTG**
CHAVE CONTRA ÂNGULO IMP. PTG
(CTMPTG 01)

27 **DRIVER IMP. PTG**
CHAVE CATRACA IMP. PTG
(CCMPTG 01)

28 **DRIVER HANDPIECE HEX.1.2MM**
CHAVE CONTRA ANGULO HEX.1.2MM
(CTH 1257)

29 **DRIVER RATCHET HEX. 1.2MM EXT.LONG SPE.**
CHAVE CATRACA HEX.1.2MM EXTRA LONGA ESP.
(CDHC 54)

30 **GENGIVAL HEIGHT MT16°**
MEDIDOR TRANSMUCOSO CM 16°
(MTCM 16)

31 **ANGLED DIRECTION INDICATOR 17°**
INDICADOR DE DIREÇÃO ANGULADO 17°
(IDA 17)

32 **ANGLED DIRECTION INDICATOR 30°**
INDICADOR DE DIREÇÃO ANGULADO 30°
(IDA 30)

33 **ANGLED DIRECTION INDICATOR 45°**
INDICADOR DE DIREÇÃO ANGULADO 45°
(IDA 45)

34 **ANGLED DIRECTION INDICATOR 52°**
INDICADOR DE DIREÇÃO ANGULADO 52°
(IDA 52)

35 **ANGLED DIRECTION INDICATOR 60°**
INDICADOR DE DIREÇÃO ANGULADO 60°
(IDA 60)

36 **DRIVER DIGITAL HEX.1.2 SHORT**
CHAVE DIGITAL HEX.1.2 CURTA
(CDH 1220)



37 **DRIVER HANDPIECE HEX.1.2MM LONG**
FIXADOR TORQUE HEX 1.2X30
(CTH 1230)

38 **DRIVER HANDPIECE MINI ABUT. MEDIUM**
CHAVE CONTRA ANGULO MINI ABUT. MEDIA
(CTA 01M)

39 **RATCHET ADAPTER FOR HAND DRIVER**
ADAPTADOR DE CATRACA P/ CHAVE DE MÃO
(ACCM)

40 **HAND DRIVER NARROW**
CHAVE DE MAO ESTREITA
(CMZE)

41 **DEPTH PROBE MOD.03**
SONDA DE PROFUNDIDADE MOD. 03
(SOP 03)

42 **SURGICAL TORQUE RATCHET**
TORQUIMETRO CIRURGICO DE HASTE
(TMECC 02)

43 **DRILL DIAMOND Ø4.0X40MM THICK**
FRESA DIAMANTADA Ø4.0X40MM GROSSA
(FBD 40)

44 **DRILL LANCE DIAMOND Ø4.0 THICK**
FRESA LANCA DIAMANTADA Ø4.0 GROSSA
(FBD 40LC)

45 **DRILL DIAMOND Ø4.0 LONG THICK**
FRESA DIAMANTADA Ø4.0 LONGA GROSSA
(FBD 40L)

46 **DRILL HELICAL Ø2.35X40MM**
FRESA HELICOIDAL Ø2.35X40MM
(FHZ 2340)

47 **DRILL HELICAL Ø2.5X40MM**
FRESA HELICOIDAL Ø2.5X40MM
(FHZ 2540)

48 **DRILL HELICAL Ø2.8X40MM**
FRESA HELICOIDAL Ø2.8X40MM
(FHZ 2840)

49 **DRILL HELICAL Ø3.2X40MM**
FRESA HELICOIDAL Ø3.2X40MM
(FHZ 3240)

50 **DRILL HELICAL Ø2.35X55MM**
FRESA HELICOIDAL Ø2.35X55MM
(FHZ 2355)

51 **DRILL HELICAL Ø2.5X55MM**
FRESA HELICOIDAL Ø2.5X55MM
(FHZ 2555)

52 **DRILL HELICAL Ø2.8X55MM**
FRESA HELICOIDAL Ø2.8X55MM
(FHZ 2855)

53 **DRILL HELICAL Ø3.2X55MM**
FRESA HELICOIDAL Ø3.2X55MM
(FHZ 3255)

54 **DRILL HELICAL Ø2.35X70MM**
FRESA HELICOIDAL Ø2.35X70MM
(FHZ 2370)

55 **DRILL HELICAL Ø2.5X70MM**
FRESA HELICOIDAL Ø2.5X70MM
(FHZ 2570)

56 **DRILL HELICAL Ø2.8X70MM**
FRESA HELICOIDAL Ø2.8X70MM
(FHZ 2870)

57 **DRILL HELICAL Ø3.2X70MM**
FRESA HELICOIDAL Ø3.2X70MM
(FHZ 3270)

58 **DEPTH PROBE NARROW**
SONDA DE PROFUNDIDADE ESTREITA
(SOPZE)

59 **OSTEOTOME 01**
OSTEOTOMO 01
(OST 01)

60 **OSTEOTOME 02**
OSTEOTOMO 02
(OST 02)

GENERAL INSTRUCTIONS

Special care and clarification on surgical instruments.



CLEANING KIT CASE

- Manually remove all surgical instruments from the kit. Wash the kit trays separately.
- Prepare the enzymatic detergent, according to manufacturer's recommendation.
- Immerse the trays into the prepared detergent solution and keep in contact for at least 5 minutes, then using a soft bristle brush, scrub the parts to remove organic matter from the products.
- Remove the parts from the detergent solution and rinse with tap water for 1 minute until the residue is completely removed. Repeat the rinse two more times.
- Visual inspection of each part for cleaning process residue or organic waste from product use.
- If residue is detected in the product, repeat the cleaning process until the residue is completely removed.
- Dry with a soft, clean, dry cloth or disposable paper.



CLEANING SURGICAL INSTRUMENTS

- Disassemble the product (if applicable). For the torque wrench, disassembly it completely, remove all the internal organic matter using tap water and follow to the next step only after performing such procedures.
- Prepare the enzymatic detergent according to the manufacturer's recommendation.
- Immerse all parts of the product into the prepared detergent solution and keep in contact for at least 5 minutes, then using soft bristle brush, scrub the parts to remove organic matter from the products.
- Remove parts from detergent solution and rinse with tap water for 1 minute, repeat the rinse for two more times, a total of three rinses of 1 minute each.
- Visual inspection of each part for cleaning process residue or organic waste from product use.
- If residue is detected in the product, repeat the cleaning process until the residue is completely removed.
- Dry with a soft, clean, dry cloth or disposable paper.
- Follow to sterilization process.



STERILIZATION

- Reusable Product and provided non-sterile.
- It must be clean and sterilized in autoclave before use.
- Dry all instruments before the steam sterilization cycle.
- The product must be enclosed in a steam sterilizable wrap.
- Steam sterilize in cycles of 121°C at 1 ATM pressur for 30 minutes or of 134°C at 2 ATM pressure for 20 minutes. Drying time 30 minutes.
- Always accommodate the case in autoclave over a plane surface and away of device walls.
- Never stack objects or other cases.

CLEANING RECOMMENDATION

- Use the proper PPEs (gloves, masks, goggles, caps, etc.).
- Start the cleaning right after the surgical use.
- Never let the instruments dry with organic waste after the surgical use.
- Never let the instrument dry naturally after cleaning.
- Never use saline solutions, include sodium hypochlorite, disinfectant, hydrogen peroxide or alcohol for cleaning or rinsing the surgical instruments and Kits.
- Never use steel wool and abrasive products, so that the instruments are not damaged.
- Do not stack the instruments in lots to avoid the deformation of smaller and delicate pieces.

STERILIZATION RECOMMENDATIONS

- Sterilize the products in the same day or one day earlier the procedure.
- The chemical sterilization is not recommended, once some products may cause the discoloration and damages to the case.
- Do not use temperature higher than 60°C to drying process.
- Do not use dry heat stoves for sterilization of the instruments and kits from S.I.N.

SCIENTIFIC PUBLICATIONS

› BÁEZ-ROSALES A, et al. Carga inmediata con rehabilitación definitiva en maxilar inferior: reportede caso. Rev Clin Periodoncia Implantol Rehabil Oral. 2015

› CABRAL L, GUEDES C. Comparative Analysis of 4 Impression Techniques for Implants. Implant Dentristry 2007; 16(2): 187-194

› CALASANS-MAIA JA, NETO AS, BATISTA MMD, ALVES ATNN, GRANJEIRO JM, CALASANS-MAIA MD. Management of ankylosed young permanent incisors after trauma and prior to implant rehabilitation. Oral Surgery 2013

› COELHO PG, MARIN C, GRANATO R, BONFANTE EA, LIMA CP, OLIVEIRA S, EHRENFEST DMD, SUZUKI M. Alveolar Buccal Bone Maintenance After Immediate Implantation with a Surgical Flap Approach: A Study in Dogs. The International Journal of Periodontics & Restorative Dentistry 2011; 31: e80–e86

› DIAS ECLCM, BISOGNIN EDC, HARARI ND, MACHADO SJ, DA SILVA CP, SOARES GDA, VIDIGAL GM. Evaluation of Implant-Abutment Microgap and Bacterial Leakage in Five External-Hex Implant Systems: An In Vitro Study. The International Journal of Oral & Maxillofacial Implants 2012; 27(2): 346-351

› DUARTE ARC, NETO JPS, SOUZA JCM, BONACHELA WC. Detorque Evaluation of Dental Abutment Screws after Immersion in a Fluoridated Artificial Saliva Solution. Journal of Prosthodontics 2013; 22: 275–281

› FILHO LCM, CIRANO FR, HAYASHI F, FENG HS, CONTE A, DIB LL, CASATI MZ. Assessment of theCorrelation Between Insertion Torque and Resonance Frequency Analysis of Implants Placed in Bone Tissue of Different Densities. Journal of Oral Implantology 2014; 40(3): 259-262

› FREITAS-JÚNIOR AC, et al. Biomechanical evaluation of internal and external hexagon platform switched implant-abutment connections: An in vitro laboratory and three-dimensional finite element analysis. Dent Mater 2012

› LORENZONI FC, COELHO PG, BONFANTE G, CARVALHO RM, SILVA NRFA, SUZUKI M, SILVA TL, BONFANTE EA. Sealing Capability and SEM Observation of the Implant-Abutment Interface. International Journal of Dentistry 2011; Article ID 864183

› MARTINS LMM, BONFANTE EA, ZAVANELLI RA, FREITAS JR AC, SILVA NRFA, MAROTTA L, COELHO PG. Fatigue Reliability of 3 Single-Unit Implant-Abutment Designs. Implant Dentistry 2012; 21(1) 67-71

› PESSOA RS, BEZERRA FJB, SOUSA RM, SLOTEN JV, CASATI MZ, JAECQUES SVN. Biomechanical Evaluation of Platform Switching: Different Mismatch Sizes, Connection Types, and Implant Protocols. J Periodontol 2014; 85(9)

› PESSOA RS, COELHO PG, MURARU L, MARCANTONIO Jr E, VAZ LG, SLOTEN JV, JAECQUES, SVN. In!uence of Implant Design on the Biomechanical Environment of Immediately Placed Implants: Computed Tomography–Based Nonlinear Three-Dimensional Finite Element Analysis. The International Journal of Oral & Maxillofacial Implants 2011; 26(6): 1279-1287

› PRATI AJ, CASATI MZ, RIBEIRO FV, CIRANO FR, PASTORE GP, PIMENTEL SP, CASARIN RCV. Release ofBone Markers in Immediately Loaded and Nonloaded Dental Implants: A Randomized Clinical. JDent Res 2013; 92: 161S

› RAMOS MB, PEGORATO LF, TAKAMORI E, COELHO PG, SILVA TL, BONFANTE EA. Evaluation of UCLA Implant-Abutment Sealing. The International Journal of Oral & Maxillofacial Implants 2014; 29(1): 113-120

› ROSA MB, ALBREKTSSON T, FRANCISCHONE CE, SCHWARTZ FILHO HO, WENNEMBERG A. Micrometric Characterization of the Implant Surfaces from the Five Largest Companies in Brazil, the Second Largest Worldwide Implant Market. The International Journal of Oral & Maxillofacial Implants 2013; 28(3): 358-365

› SALGADO AC, MACHADO AN, CARVALHO W, BARBOZA EP, GOUVÊA CVD. Guidelines for Positioning External Hexagon Implants in Screw-Retained Multiple Prostheses Using Rotational Abutment-Type Components. Implant Dentistry. The International Journal of Oral & Maxillofacial Implants 2014; 23(5): 602-606

› VALVERDE GB, JIMBO R, TEIXEIRA HS, BONFANTE EA, JANAL MN, COELHO PG. Evaluation of surface roughness as a function of multiple blasting processing variables. Clin. Oral Impl. Res. 2011, 1–5.

› ZANARDI PR, COSTA B, STEGUN RC, SESMA N, MORI M, LAGANÁ DC. Connecting Accuracy of Interchanged Prosthetic Abutments to Different Dental Implants Using Scanning Electron Microscopy. Braz Dent J 2012; 23(5): 502-507

OUR GLOBAL PRESENCE



POINT YOUR PHONE'S CAMERA AT THE
QRCODE AND SEE WHERE S.I.N. IS PRESENT

S.I.N. USA

7755 E Gray Rd, Scottsdale, AZ 85260
1-866-507-9315 | orders@sindentalusa.com

S.I.N.

Avenida Vereador Abel Ferreira, 2140

Jardim Anália Franco - São Paulo - SP - CEP 03340-000

sin360.us | sinimplantsystem.com



1-866-507-9315

SINdentalusa.com | sinimplantsystem.com

Visit our social networks:



@sindentalUSA



@sindentalUSA



@sindentalusa