BEYOND
Full Arch

S.I.N.





















DARE TO GO FURTHER

BEYOND Full Arch

Going further what is possible means offering your patients full protocols that rehabilitate essential daily functions, such as eating and smiling, while raising self-esteem and transforming lives, even in severe cases of bone atrophy.

Dare to go further and explore the art of Beyond Full Arch!

Benefits of using the **BEYOND** Full Arch technique

IMPROVED AESTHETICS:
Both natural smile and facial harmony restored.

GREATER COMFORT:
Precise, discomfort-free adjustment of removable dentures.

PREVENTION OF BONE LOSS:
It keeps bone health and facial structure.

CUSTOMIZED TREATMENT:
Tailor-made solutions for each patient.

FAST RECOVERY:
Shorter treatment duration, short recovery time, and long-lasting results.

OUR SOLUTIONS

Dare. Going further. That is what we thought when we developed the best, most complete solution to rehabilitate your patients with severe maxillary atrophy with the **Beyond Full Arch** protocol, which can combine the use of pterygoid, transnasal, trans-sinus, and zygomatic techniques to rehabilitate 100% of your cases.





Versalis S

Plus HAnano Surface:

The Plus HAnano surface combines several features known to promote bone quality during healing and support bone growth for any type of implant.

In addition to its cutting and compressive design and inverted double support threads, the **Versalis S Long** line offers more size options to simplify your clinical routine.
It is indicated for full-arch rehabilitations, with dimensions that facilitate anchorage in denser bone regions such as the canine pillar and the walls of the nasal cavity.

S Connection: 16° Morse Taper

Clinical Indication

Standard: All types of bones, mainly for immediate loading, low-density bone, and post-extraction socket.
Long: Intraoral surgical placement in the maxilla, preferably in type III and IV bone (low-density bone), for cases of full edentulism, immediate and delayed loading.

Standard heights: 8,5 / 10 / 11,5 / 13 / 15 / 18 MM

Long heights: 20 / 22 / 24 MM

Standard diameters: 3,5 / 3,8 / 4,0 / 4,3 / 5,0 6,0 / 7,0 MM

Long diameters: 3,8 / 4,0 / 4,3 MM



Standard Long



Zygomatic

The Zygomatic implant offers an immediate solution for patients as an alternative to bone grafting procedures. It provides stability, predictability, and precision in treatment, meeting professionals' expectations through its versatile design and options adapted to anatomical features and tissue relationships.

S Connection: 16° Morse Taper

Clinical Indication

Placement of implants in the zygomatic bone for extra-alveolar anchorage in full-arch rehabilitations of atrophic maxillae.

Heights: 30 / 32,5 / 35 / 37,5 / 40 / 42,5 / 45 / 47,5 / 50 / 52,5 / 55 / 57,5 / 60 MM

Diameters: 4,0 MM

Epikut S
LONG RA

Indicated for the total rehabilitation of atrophic maxillas, where anchorage in the pterygoid bone is required to avoid additional grafting procedures.
Smooth collar of 4 mm: Allows a transmucosal height of 1 to 2 mm with the necessary inclination of up to 45° for the technique.
Features a narrow apex of 2.35 mm, allowing minimal preparation (only two drills) in the pterygomaxillary suture, an area with thick cortical bone.

S Connection: 16° Morse Taper

Clinical Indication

Posterior maxilla region, premolar and molar areas.

Heights: 18 / 20 / 22 / 24 MM

Diameters: 3,8 / 4,0 / 4,2 / 4,5 MM



Discover our line of Mini Abutments, ideal for achieving the best results.

S.I.N. mini abutments are made from grade V titanium alloy with a gold anodized finish, providing precision and safety for your procedures. Their protectors, manually secured, remain in place until the provisional or final prosthesis is completed.











17°
Heights:
2,0, 3,0 e 4,0 mm



30°
Heights:
2,0, 3,0 e 4,0 mm



45°
SLIM
Heights:
2,0 e 3,0 mm



45°
STANDARD
Heights:
1,5 e 2,5 mm



52°
Heights:
1,5 e 2,5 mm



60°
Heights:
1,5 e 2,5 mm



BEYOND FULL ARCH SURGICAL KIT

ONE KIT FOR ALL LENGTHS

Unique drills with DLC (Diamond like carbon): Less bone heating, increased durability and high cutting power.

Complete set of drills and drivers for Epikut Long RA implant placement.

Included at 17°,30°, 45°, 52° and 60° ID, for precise planning in anatomical challenges.



Depth probe designed for conventional and long implant procedures, supporting accurate depth assessment

Hand driver adapter for torque measurement during zygomatic implant placement.

Dedicated drivers for straight and angled mini-abutments, enabling contra-angle handpiece installation with controlled torque.

Diamond burs: To prepare the site with minimal possibility of sinus membrane rupture

Linear and intuitive sequence.

Zygomatic implant drills available in three lengths: 35, 50 and 60 mm, providing versatility for different surgical needs.



Depth probe to ensure the correct positioning of the implant

Two osteotome (1 and 2) for Epikut Long RA procedures, providing options according to surgical requirements.

Exclusive drills coated with DLC (Diamond-like Carbon): Reduction of bone heating; Increased durability; High cutting power; Sharper angle.

S.I.N.

internacional@sinimplantsystem.com

www.sinimplantsystem.com

Visit our social media:

/sinimplantsystem

@sinimplantglobal

@singlobal