CATALOGUE

BEYOND
Full Arch

S. I. N.

BEYOND Full Arch®

S. I. N.

Scientific Evidence

› Research and development of products in partnership with renowned universities and institutes around the world such as:

KU Leuven - Belgium
University of Michigan - USA
UFF Brazil
UNESP - Brazil
USP - Brazil
SLmandic - Brazil

Global Presence

› One of the most important implant companies worldwide.

› Wide international presence.

Production Excellence

› Large investments in technological updating of our manufacturing facilities over the past three years in state of the art equipment.

› Annual production of over 5 million items.

Get to know our Smile Factory. Use your phone's camera to scan the QR code and take a 360° virtual tour of S.I.N.

Guaranteed Quality and Certifications

› Rigorous quality control of process, from the arrival of the raw material to the delivery of the final product, proven through national and international certifications.

ISO 9001 ISO 13485 CE ANVISA FDA ISO 14001 ISO 45001

BEYOND
Full Arch

DARE TO GO FURTHER

Going beyond the possible is offering your patients full protocols that rehabilitate essential daily functions, such as eating and smiling, while boosting self-esteem and transforming lives, even in severe cases of bone atrophy.

Dare to go further, explore the art of Beyond Full Arch!





Implants made of Grade IV Cold Worked Titanium, a very lightweight metal, highly resistant to corrosion, wear, and fracture.



Diverse portfolio:
Several implant options for your daily clinical practice.





Rely on exclusive macrogeometries and modern designs.

Accelerated bone healing: The high hydrophilicity, created by an ultra-thin and homogeneous layer of hydroxyapatite, enhances the activity of the proteins involved in the osseointegration process.



Exclusive HAnano® surface:
Developed at leading universities in Sweden, the nanosurface accelerates osseointegration and promotes superior bone quality, proven by over 50 preclinical studies.

THINNER, FASTER AND STRONGER

MEET THE GOLDEN STANDARD OF OSSEOINTEGRATION

Hydroxyapatite (HA), which is the main mineral present in the natural bone structure, when applied on the surface of nanostructured titanium implants, forms a homogeneous and stable coating functioning as a scar catalyst.

From 2005 on, Plus HAnano® surfaces have been developed by researchers from leading universities in Gothenburg (Sweden). Scientists from several countries have tested and approved its effectiveness, the results of which have been published in dozens of articles in world renowned scientific journals.

Scientists from several countries have tested and approved its effectiveness, the results of which have been published in dozens of articles in world-renowned scientific journals.

According to Bezerra F. et al. (2017) Molecular tests of signal transduction were performed in the Plus HAnano surface presented in the S.I.N. implants, where the proteins involved in the scarring process recorded a substantial increase in concentration, presenting the coating positive effect on the interaction with the pre-osteoblastic cells.

Likewise, there was an increase in the concentration of important osteogenic markers, such as alkaline phosphatase and osteocalcin, in clear signalling of the mineralization process acceleration.

The image below shows the EPIKUT PLUS surface at an increase of 5,000x / 10,000x / 100,000x respectively.

The moderately rough Ti surface with the PLUS of a nano-layer of Hydroxyapatite

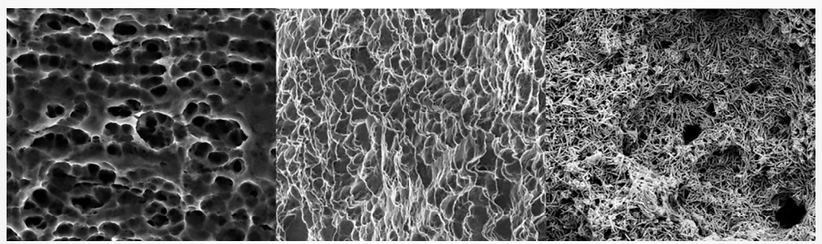

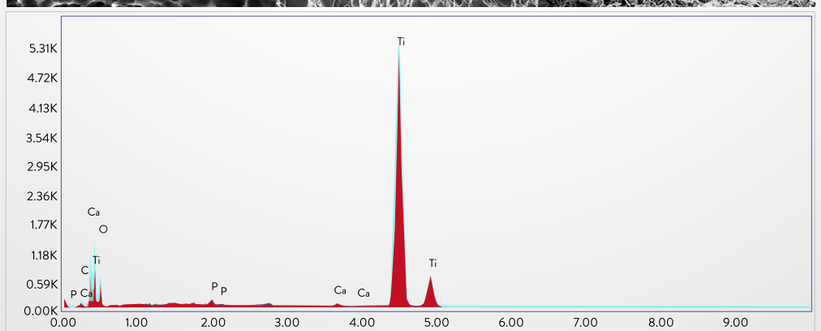

Element	Weight %	Atomic %	Net Int.	Error %	Kratio	Z	A	F
C K	2.38	6.12	17.55	14.07	0.0109	1.2237	0.3738	1.0000
O K	23.65	45.76	86.13	12.54	0.0225	1.1758	0.0809	1.0000
P K	0.62	0.62	27.83	21.11	0.0049	1.0352	0.7510	1.0095
CaK	0.74	0.57	28.30	17.15	0.0080	1.0212	0.9855	1.0730
TiK	72.61	46.92	2177.66	1.66	0.6760	0.9268	1.0034	1.0014

The chart and table above corresponds to an EDS analysis on the EPIKUT PLUS surface, bringing the purity and stability of the implant surface closer.

SCIENTIFIC PUBLICATIONS

The positive and superior results of Plus HAnano® have been evaluated and proven by numerous scientific studies in several recognized universities and research institutions worldwide. You can check some of them on the QR Code below:

THE IMPACT OF BIOACTIVE SURFACES IN THE EARLY STAGES OF OSSEOINTEGRATION: AN IN VITRO COMPARATIVE STUDY EVALUATING THE HANANO® AND SLACTIVE® SUPER HYDROPHILIC SURFACES.

Rodrigo A. da Silva,[1,2,3] Geórgia da Silva Feltran, [1] Marcel Rodrigues Ferreira, [1] Patrícia Fretes Wood, [1] Fabio Bezerra, [1] and Willian F. Zambuzzi

FAILURE MODES AND SURVIVAL OF ANTERIOR CROWNS SUPPORTED BY NARROW IMPLANT SYSTEMS.

Edmara T. P. Bergamo , [1] Everardo N. S. de Araújo-Júnior , [1] Adolfo C. O. Lopes , [1] Paulo G. Coelho [,2,3,4] Abbas Zahoui , [1] Ernesto B. Benalcázar Jalkh , [1,2] and Estevam A. Bonfante

CLINICAL, HISTOLOGICAL, AND NANOMECHANICAL PARAMETERS OF IMPLANTS PLACED IN HEALTHY AND METABOLICALLY COMPROMISED PATIENTS.

Rodrigo Granato, Edmara T.P. Bergamo, Lukasz Witek, Estevam A. Bonfante, Charles Marin, Gregory Kurgansky, Paulo G. Coelho.

BIOMATERIAL AND BIOMECHANICAL CONSIDERATIONS TO PREVENT RISKS IN IMPLANT THERAPY.

Estevam A. Bonfante[1] | Ryo Jimbo[2] | Lukasz Witek[3] | Nick Tovar[3] | Rodrigo Neiva[4] | Andrea Torroni[5] | Paulo G. Coelho

Scanning Electron Microscopy demonstrating osteoblastic cell on Plus HAnano® surface. Courtesy: Cavalcanti JH, Tanaka M, Bezerra FJ, CBPF RJ.

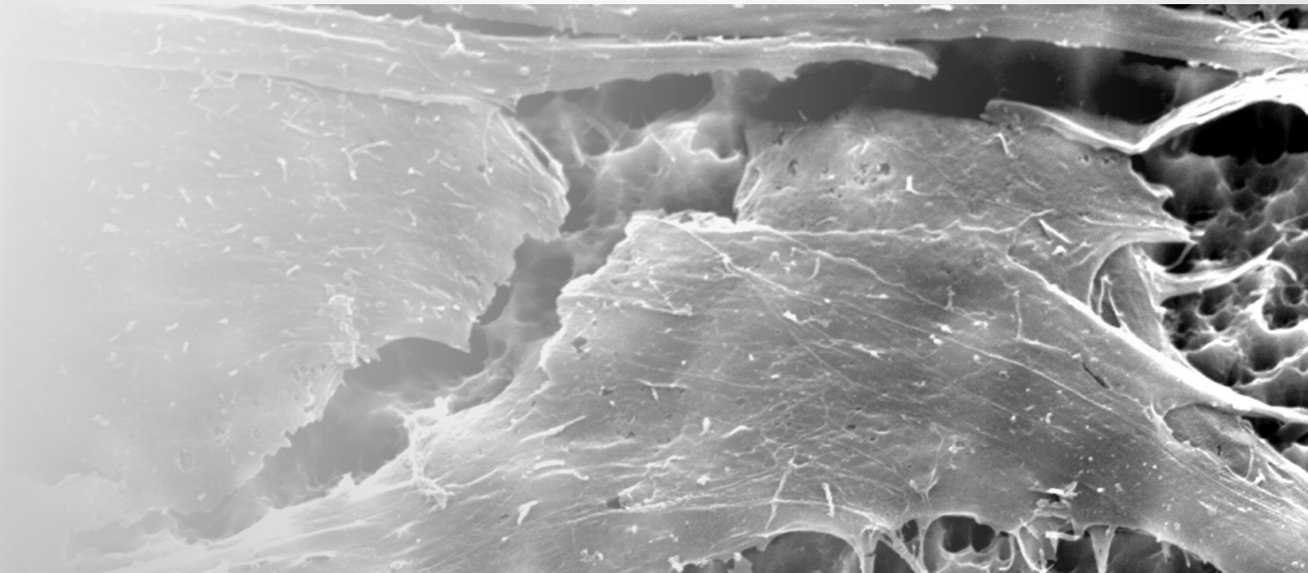

Epikut S

MORSE TAPER 16°

- Indicated for all types of bones, mainly for low density bones, post-extraction alveolar and immediate and/or late loading.
- It can be used for all other clinical situations, as long as the clinical steps suggested in the drilling system are followed.
- High hydrophilia in EPIKUT S PLUS: the ultra-thin layer of hydroxyapatite increases the activity of the proteins involved in the osseointegration process.
- The exclusive macro geometry guarantees precision and agility at the time of surgery.
- Internal angulation: 16º

INDICATIONS FOR CLINICAL USE:

- 3.5 mm - Central incisors and lateral incisors
- 3.8 mm - Upper central incisors, canines and premolars
- 4.0 mm - Upper central incisors, canines, premolars and molars
- 4.5 mm - Upper central incisors, canines, premolars and molars
- 5.0 mm - Molars

- 1.5 mm infra-bone installation
- Initial drill speed: 1200 rpm
- Speed of the drills 2.7 to 4.8mm: 800 rpm
- Implant insertion speed: 20 to 40 rpm
- Maximum implant installation torque: 80 N.cm
- Immediate loading*: recommended torque from 45 to 80 N.cm
- Includes cover screw of 2.0mm

* Relative contraindication in patients with systemic or local problems and at the discretion of the professional.
Check product availability in your country.



EPIKUT S MORSE TAPER 16° DRILLING SEQUENCE

FOR SOFT TYPE BONES

Drilling sequence used for bone type IV.

Epikut S Epikut S Plus

		1.200 RPM	800 RPM							
	Ø DIAM. (mm)	FL 20 (A)	FHE 27 (B)	FHE 30 (C)	FHE 33 (D)	FHI 36 (E)	FHI 38 (E+)	FHI 40 (F)	FHI 43 (G)	FHI 48 (H)
ILM 35xx	3,5	●	●							
ILM 38xx	3,8	●	●	●						
ILM 40xx	4,0	●	●	●	●					
ILM 45xx	4,5	●	●	●	●	●				
ILM 50xx	5,0	●	●	●	●	●	●	●		

FOR MEDIUM TYPE BONES

Drilling sequence used for bone type II and II.

Epikut S Epikut S Plus

		1.200 RPM	800 RPM							
	Ø DIAM. (mm)	FL 20 (A)	FHE 27 (B)	FHE 30 (C)	FHE 33 (D)	FHI 36 (E)	FHI 38 (E+)	FHI 40 (F)	FHI 43 (G)	FHI 48 (H)
ILM 35xx	3,5	●	●	●	●					
ILM 38xx	3,8	●	●	●	●	●				
ILM 40xx	4,0	●	●	●	●	●	●			
ILM 45xx	4,5	●	●	●	●	●	●	●	●	
ILM 50xx	5,0	●	●	●	●	●	●	●	●	●

● Use of drill with countersink function - Depth of 5 mm.

Check product availability in your country.

FOR HARD TYPE BONES

Drilling sequence used for bone type I.

Epikut S Epikut S Plus

		1.200 RPM	800 RPM							
	Ø DIAM. (mm)	FL 20 (A)	FHE 27 (B)	FHE 30 (C)	FHE 33 (D)	FHI 36 (E)	FHI 38 (E+)	FHI 40 (F)	FHI 43 (G)	FHI 48 (H)
ILM 35xx	3,5	●	●	●	●					
ILM 38xx	3,8	●	●	●	●	●				
ILM 40xx	4,0	●	●	●	●	●	●			
ILM 45xx	4,5	●	●	●	●	●	●	●	●	
ILM 50xx	5,0	●	●	●	●	●	●	●	●	●

Technical measures EPIKUT S 16°

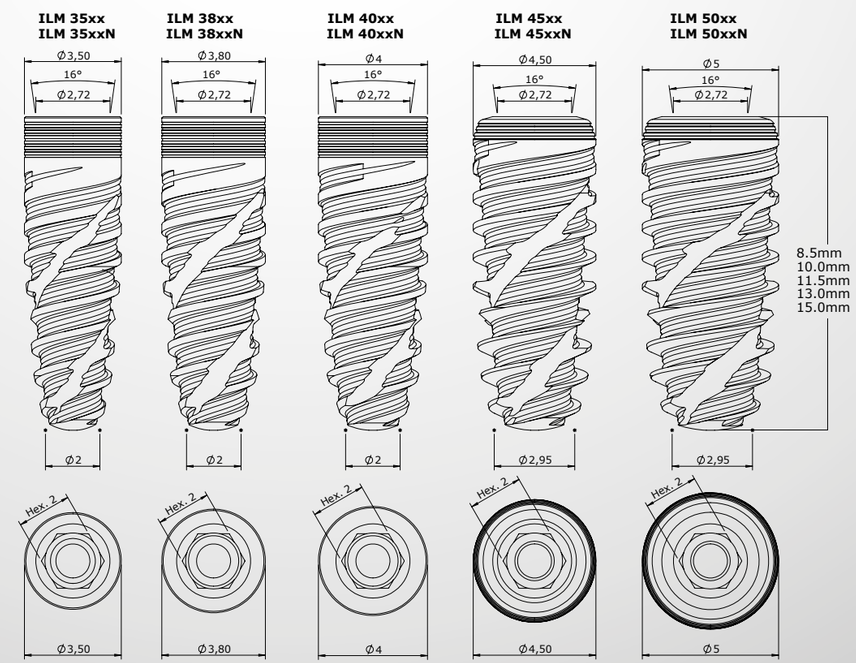

MT 16° PROSTHETIC SEQUENCE

DIRECT SEQUENCE OVER THE IMPLANT (ANALOG)

Single restorations

IMPLANT

CODE EPIKUT S	CODE EPIKUT S PLUS	DIAM. (mm)	LENGTH (mm)
ILM 3585	ILM 3585N	3.5	8.5
ILM 3510	ILM 3510N	3.5	10.0
ILM 3511	ILM 3511N	3.5	11.5
ILM 3513	ILM 3513N	3.5	13.0
ILM 3515	ILM 3515N	3.5	15.0
ILM 3885	ILM 3885N	3.8	8.5
ILM 3810	ILM 3810N	3.8	10.0
ILM 3811	ILM 3811N	3.8	11.5
ILM 3813	ILM 3813N	3.8	13.0
ILM 3815	ILM 3815N	3.8	15.0
ILM 4085	ILM 4085N	4.0	8.5
ILM 4010	ILM 4010N	4.0	10.0
ILM 4011	ILM 4011N	4.0	11.5
ILM 4013	ILM 4013N	4.0	13.0
ILM 4015	ILM 4015N	4.0	15.0
ILM 4585	ILM 4585N	4.5	8.5
ILM 4510	ILM 4510N	4.5	10.0
ILM 4511	ILM 4511N	4.5	11.5
ILM 4513	ILM 4513N	4.5	13.0
ILM 4515	ILM 4515N	4.5	15.0
ILM 5085	ILM 5085N	5.0	8.5
ILM 5010	ILM 5010N	5.0	10.0
ILM 5011	ILM 5011N	5.0	11.5
ILM 5013	ILM 5013N	5.0	13.0
ILM 5015	ILM 5015N	5.0	15.0

1

TITANIUM HEALING CAP

CODE	DIAM. (mm)	LENGTH (mm)
CIM 3502C	3.5	2.0
CIM 3504C	3.5	4.0
CIM 3506C	3.5	6.0
CIM 4502C	4.5	2.0
CIM 4504C	4.5	4.0
CIM 4506C	4.5	6.0

1

10 N.cm

PEEK HEALING CAP

CODE	PROFILE DIAM. (mm)	LENGTH (mm)
CPCM 0504	5.0	4.0
CPCM 0804	8.0	4.0
CPCM 0508	5.0	8.0
CPCM 0808	8.0	8.0

1

OPEN TRAY TRANSFER

CODE	DIAM. (mm)
TMAIM 35C	3.5
TMAIM 45C	4.5

1

CLOSED TRAY TRANSFER

CODE	DIAM. (mm)
TMFIM 35C	3.5
TMFIM 45C	4.5

ANALOG

CODE
ANMP 3800

1

20 N.cm

TEMPORARY TITANIUM CYLINDER

CODE	DIAM. (mm)	LENGTH (mm)
CPTM 3501 - H	3.5	1.0
CPTM 3502 - H	3.5	2.0
CPTM 3503 - H	3.5	3.0
CPTM 3504 - H	3.5	4.0
CPTM 4501 - H	4.5	1.0
CPTM 4502 - H	4.5	2.0
CPTM 4503 - H	4.5	3.0
CPTM 4504 - H	4.5	4.0

1

20 N.cm

17° ANGLED CEMENTED ABUTMENT

CODE	DIAM. (mm)	LENGTH (mm)
AIAM 3501C-H	3.5	1.0
AIAM 3502C-H	3.5	2.0
AIAM 3503C-H	3.5	3.0
AIAM 3504C-H	3.5	4.0
AIAM 3505C-H	3.5	5.0
AIAM 4501C-H	4.5	1.0
AIAM 4502C-H	4.5	2.0
AIAM 4503C-H	4.5	3.0
AIAM 4504C-H	4.5	4.0
AIAM 4505C-H	4.5	5.0

1

20 N.cm

STRAIGHT CEMENTED ABUTMENT

CODE	DIAM. (mm)	LENGTH (mm)
AIMP 3501C-H	3.5	1.0
AIMP 3502C-H	3.5	2.0
AIMP 3503C-H	3.5	3.0
AIMP 3504C-H	3.5	4.0
AIMP 3505C-H	3.5	5.0
AIMP 4501C-H	4.5	1.0
AIMP 4502C-H	4.5	2.0
AIMP 4503C-H	4.5	3.0
AIMP 4504C-H	4.5	4.0
AIMP 4505C-H	4.5	5.0

1

20 N.cm

CO-CR ABUTMENT (NO INTERNAL THREAD)

CODE	DIAM. (mm)	LENGTH (mm)
EUCLAM 3501 - H	3.5	1.0
EUCLAM 3502 - H	3.5	2.0
EUCLAM 3503 - H	3.5	3.0
EUCLAM 3504 - H	3.5	4.0
EUCLAM 4501 - H	4.5	1.0
EUCLAM 4502 - H	4.5	2.0
EUCLAM 4503 - H	4.5	3.0
EUCLAM 4504 - H	4.5	4.0

1

LABORATORY SCREW

CODE
PTMAML 16
PTL 16
1.6mm screw

1

20 N.cm

RETAINING SCREW

CODE
PT 16
1.6mm screw

DRIVERS

1

Driver Handpiece Hex. 1.2mm Short (CTH 1220)

Driver Handpiece Hex. 1.2mm Medium (CTH 1224)

Driver Handpiece Hex. 1.2mm Long (CTH 1230)

Driver Ratchet Hex. 1.2mm Short (CDHC 20)

Driver Ratchet Hex. 1.2mm (CDHC 24)

*Check product availability in your country.

EPIKUT S 16°

- * Analog sequence
- * Digital sequence

- * Hex driver
- * Anti-Rotational component
- * Squared Screw
- * Abutment Screw
- * Rotational component

MT 16° PROSTHETIC SEQUENCE

DIRECT SEQUENCE ON IMPLANT (DIGITAL)

Single restorations

IMPLANT

CODE EPIKUT S	CODE EPIKUT S PLUS	DIAM. (mm)	LENGTH (mm)
ILM 3585	ILM 3585N	3.5	8.5
ILM 3510	ILM 3510N	3.5	10.0
ILM 3511	ILM 3511N	3.5	11.5
ILM 3513	ILM 3513N	3.5	13.0
ILM 3515	ILM 3515N	3.5	15.0
ILM 3885	ILM 3885N	3.8	8.5
ILM 3810	ILM 3810N	3.8	10.0
ILM 3811	ILM 3811N	3.8	11.5
ILM 3813	ILM 3813N	3.8	13.0
ILM 3815	ILM 3815N	3.8	15.0
ILM 4085	ILM 4085N	4.0	8.5
ILM 4010	ILM 4010N	4.0	10.0
ILM 4011	ILM 4011N	4.0	11.5
ILM 4013	ILM 4013N	4.0	13.0
ILM 4015	ILM 4015N	4.0	15.0
ILM 4585	ILM 4585N	4.5	8.5
ILM 4510	ILM 4510N	4.5	10.0
ILM 4511	ILM 4511N	4.5	11.5
ILM 4513	ILM 4513N	4.5	13.0
ILM 4515	ILM 4515N	4.5	15.0
ILM 5085	ILM 5085N	5.0	8.5
ILM 5010	ILM 5010N	5.0	10.0
ILM 5011	ILM 5011N	5.0	11.5
ILM 5013	ILM 5013N	5.0	13.0
ILM 5015	ILM 5015N	5.0	15.0

1

TITANIUM HEALING CAP

CODE	DIAM. (mm)	HEIGHT (mm)
CIM 3502C	3.5	2.0
CIM 3504C	3.5	4.0
CIM 3506C	3.5	6.0
CIM 4502C	4.5	2.0
CIM 4504C	4.5	4.0
CIM 4506C	4.5	6.0

1

10 N.cm

PEEK HEALING CAP

CODE	PROFILE DIAM. (mm)	HEIGHT (mm)
CPCM 0504	5.0	4.0
CPCM 0804	8.0	4.0
CPCM 0508	5.0	8.0
CPCM 0808	8.0	8.0

1

MT 16° SCANNING JIG

CODE

JBSWCM

1

MT 16° SCANNING JIG

CODE

JBSWCMC

DIGITAL ANALOG - MT 16°

CODE

ADCM

1

20 N.cm

TITANIUM INTERFACE MT 16° SIRONA

S.I.N. PLATFORM	SIRONA LIBRARY
ICM 0804	ATOS 3.5/4.0 – ATOS 4.5/5.0
ICM 2004	ATOS 3.5/4.0 – ATOS 4.5/5.0

1

20 N.cm

TITANIUM INTERFACE MT 16°

CODE	DESCRIPTION	TRANSMUCOSAL HEIGHT (mm)	LENGTH (mm)
ICMT 0504	0.5X4	0.5	4.0
ICMT 0506	0.5X6	0.5	6.0
ICMT 2004	2.0X4	2.0	4.0
ICMT 2006	2.0X6	2.0	6.0
ICMT 3004	3.0X4	3.0	4.0
ICMT 3006	3.0X6	3.0	6.0

DRIVERS

1

Driver Handpiece Hex. 1.2mm Short (CTH 1220)

Driver Handpiece Hex. 1.2mm Medium (CTH 1224)

Driver Handpiece Hex. 1.2mm Long (CTH 1230)

Driver Ratchet Hex. 1.2mm Short (CDHC 20)

Driver Ratchet Hex. 1.2mm (CDHC 24)

*Check product availability in your country.

EPIKUT S 16°

- * Analog sequence
- * Digital sequence

- * Hex driver
- * Anti-Rotational component
- * Squared Screw
- * Abutment Screw
- * Rotational component

MT 16° PROSTHETIC SEQUENCE

UNIVERSAL ABUTMENT - PRE-MADE POSTS (ANALOG AND DIGITAL)

Cement retained restorations

IMPLANT

CODE EPIKUT S	CODE EPIKUT S PLUS	DIAM. (mm)	LENGTH (mm)
ILM 3585	ILM 3585N	3.5	8.5
ILM 3510	ILM 3510N	3.5	10.0
ILM 3511	ILM 3511N	3.5	11.5
ILM 3513	ILM 3513N	3.5	13.0
ILM 3515	ILM 3515N	3.5	15.0
ILM 3885	ILM 3885N	3.8	8.5
ILM 3810	ILM 3810N	3.8	10.0
ILM 3811	ILM 3811N	3.8	11.5
ILM 3813	ILM 3813N	3.8	13.0
ILM 3815	ILM 3815N	3.8	15.0
ILM 4085	ILM 4085N	4.0	8.5
ILM 4010	ILM 4010N	4.0	10.0
ILM 4011	ILM 4011N	4.0	11.5
ILM 4013	ILM 4013N	4.0	13.0
ILM 4015	ILM 4015N	4.0	15.0
ILM 4585	ILM 4585N	4.5	8.5
ILM 4510	ILM 4510N	4.5	10.0
ILM 4511	ILM 4511N	4.5	11.5
ILM 4513	ILM 4513N	4.5	13.0
ILM 4515	ILM 4515N	4.5	15.0
ILM 5085	ILM 5085N	5.0	8.5
ILM 5010	ILM 5010N	5.0	10.0
ILM 5011	ILM 5011N	5.0	11.5
ILM 5013	ILM 5013N	5.0	13.0
ILM 5015	ILM 5015N	5.0	15.0

1

TITANIUM HEALING CAP

CODE	DIAM. (mm)	HEIGHT (mm)
CIM 3502C	3.5	2.0
CIM 3504C	3.5	4.0
CIM 3506C	3.5	6.0
CIM 4502C	4.5	2.0
CIM 4504C	4.5	4.0
CIM 4506C	4.5	6.0

1

10 N.cm

PEEK HEALING CAP

CODE	PROFILE DIAM. (mm)	HEIGHT (mm)
CPCM 0504	5.0	4.0
CPCM 0804	8.0	4.0
CPCM 0508	5.0	8.0
CPCM 0808	8.0	8.0

1

20 N.cm

CEMENTED UNIVERSAL ABUTMENT

CODE	DIAM. (mm)	CEMENTATION LENGTH (mm)	TRANSMUCOSAL LENGTH (MM)
AIM 33401C	3,3	4.0	1.0
AIM 33402C	3,3	4.0	2.0
AIM 33403C	3,3	4.0	3.0
AIM 33404C	3,3	4.0	4.0
AIM 33405C	3,3	4.0	5.0
AIM 33601C	3,3	6.0	1.0
AIM 33602C	3,3	6.0	2.0
AIM 33603C	3,3	6.0	3.0
AIM 33604C	3,3	6.0	4.0
AIM 33605C	3,3	6.0	5.0
AIM 45401C	4,5	4.0	1.0
AIM 45402C	4,5	4.0	2.0
AIM 45403C	4,5	4.0	3.0
AIM 45404C	4,5	4.0	4.0
AIM 45405C	4,5	4.0	5.0
AIM 45601C	4,5	6.0	1.0
AIM 45602C	4,5	6.0	2.0
AIM 45603C	4,5	6.0	3.0
AIM 45604C	4,5	6.0	4.0
AIM 45605C	4,5	6.0	5.0

2

10 N.cm

17° ANGLED CEMENTED UNIVERSAL ABUTMENT

CODE	DIAM. (mm)	TRANSMUCOSAL LENGTH (MM)	CEMENTATION LENGTH (mm)
AAIM 331741C	3,3	1.5	4.0
AAIM 331742C	3,3	2.5	4.0
AAIM 331743C	3,3	3.5	4.0
AAIM 331761C	3,3	1.5	6.0
AAIM 331762C	3,3	2.5	6.0
AAIM 331763C	3,3	3.5	6.0
AAIM 451741C	4,5	1.5	4.0
AAIM 451742C	4,5	2.5	4.0
AAIM 451743C	4,5	3.5	4.0
AAIM 451761C	4,5	1.5	6.0
AAIM 451762C	4,5	2.5	6.0
AAIM 451763C	4,5	3.5	6.0

POLYACETAL TRANSFER

CODE	DIAM. (mm)	HEIGHT (mm)	COLOR
TSIT 3340	3.3	4.0	Yellow
TSIT 3360	3.3	6.0	Blue
TSIT 4540	4.5	4.0	Yellow
TSIT 4560	4.5	6.0	Blue

GRADE 5 TITANIUM ANALOG

CODE	DIAM. (mm)	HEIGHT (MM)
ASIT 3340	3.3	4.0
ASIT 3360	3.3	6.0
ASIT 4540	4.5	4.0
ASIT 4560	4.5	6.0

TEMPORARY ACRYLIC CYLINDER

CODE	DIAM. (mm)	HEIGHT (MM)
CPSIT 3340	3.3	4.0
CPSIT 3360	3.3	6.0
CPSIT 4540	4.5	4.0
CPSIT 4560	4.5	6.0

CALCINABLE POLYACETAL CYLINDER

CODE	DIAM. (mm)	HEIGHT (MM)
CCSIT 3340	3.3	4.0
CCSIT 3360	3.3	6.0
CCSIT 4540	4.5	4.0
CCSIT 4560	4.5	6.0

UNIVERSAL ABUTMENT SCANNING JIG

CODE	DIAM. (mm)	HEIGHT (mm)	
JBSIT 3340	3.3	4.0	◎
JBSIT 3360	3.3	6.0	◎
JBSIT 4540	4.5	4.0	◎
JBSIT 4560	4.5	6.0	◎

UNIVERSAL ABUTMENT DIGITAL ANALOG

CODE	DIAM. (mm)	HEIGHT (mm)
ADUA 3340	3.3	4.0
ADUA 3360	3.3	6.0
ADUA 4540	4.5	4.0
ADUA 4560	4.5	6.0

DRIVERS

1

Driver Handpiece Hex. 1.2mm Short (CTH 1220)

Driver Handpiece Hex. 1.2mm Medium (CTH 1224)

Driver Handpiece Hex. 1.2mm Long (CTH 1230)

Driver Ratchet Hex. 1.2mm Short (CDHC 20)

Driver Ratchet Hex. 1.2mm (CDHC 24)

2

Driver Handpiece Hex. 0.9mm Medium (CTH 0924)

Driver Ratchet Hex0.9 Short (CCH 0920)

Driver Ratchet Hex0.9 Long (CCH 0924)

EPIKUT S 16°

- * Analog sequence
- * Digital sequence

- ⬢ * Hex driver
- ◎ * Anti-Rotational component
- ■ * Squared Screw
- ⬡ * Abutment Screw
- ◎ * Rotational component

*Check product availability in your country.

MT 16° PROSTHETIC SEQUENCE

MULTI-UNIT ABUTMENT (ANALOG AND DIGITAL)

Multiple screw retained restorations

IMPLANT

CODE EPIKUT S	CODE EPIKUT S PLUS	DIAM. (mm)	LENGTH (mm)
ILM 3585	ILM 3585N	3.5	8.5
ILM 3510	ILM 3510N	3.5	10.0
ILM 3511	ILM 3511N	3.5	11.5
ILM 3513	ILM 3513N	3.5	13.0
ILM 3515	ILM 3515N	3.5	15.0
ILM 3885	ILM 3885N	3.8	8.5
ILM 3810	ILM 3810N	3.8	10.0
ILM 3811	ILM 3811N	3.8	11.5
ILM 3813	ILM 3813N	3.8	13.0
ILM 3815	ILM 3815N	3.8	15.0
ILM 4085	ILM 4085N	4.0	8.5
ILM 4010	ILM 4010N	4.0	10.0
ILM 4011	ILM 4011N	4.0	11.5
ILM 4013	ILM 4013N	4.0	13.0
ILM 4015	ILM 4015N	4.0	15.0
ILM 4585	ILM 4585N	4.5	8.5
ILM 4510	ILM 4510N	4.5	10.0
ILM 4511	ILM 4511N	4.5	11.5
ILM 4513	ILM 4513N	4.5	13.0
ILM 4515	ILM 4515N	4.5	15.0
ILM 5085	ILM 5085N	5.0	8.5
ILM 5010	ILM 5010N	5.0	10.0
ILM 5011	ILM 5011N	5.0	11.5
ILM 5013	ILM 5013N	5.0	13.0
ILM 5015	ILM 5015N	5.0	15.0

2

20 N.cm

STRAIGHT MULTI-UNIT ABUTMENT

CODE	DIAM. (mm)	HEIGHT (mm)
MAM 4801 C	4.8	1.0
MAM 4802 C	4.8	2.0
MAM 4803 C	4.8	3.0
MAM 4804 C	4.8	4.0

3

20 N.cm

INDEXED ANGLED MULTI-UNIT ABUTMENT

CODE	DIAM. (mm)	HEIGHT (mm)	ANG.
MAAM 4802I	4.8	2.0	17°
MAAM 4803I	4.8	3.0	17°
MAAM 4804I	4.8	4.0	17°
MAAM 4832I	4.8	2.0	30°
MAAM 4833I	4.8	3.0	30°
MAAM 4834I	4.8	4.0	30°

*Use hexagonal driver 1.2 mm

1

ABUTMENT PROTECTOR

CODE

PMA 4855

5.0 mm profile

1

OPEN TRAY TRANSFER

CODE

TMAM 4800

1

CLOSED TRAY TRANSFER

CODE

TMFM 4800

ANALOG

CODE

ANMA 4800

1

10 N.cm

TEMPORARY TITANIUM CYLINDER

CODE	
PTM 4800-2	For angled multi-unit
PTM 4800-3	For straight multi-unit
PTMS 4800-3	For straight multi-unit Suitable for laser welding

1

10 N.cm

CALCINABLE AND CO-CR CYLINDER

CODE	
CPM 4800-2	Plastic/For angled multi-unit
CLEM 4800-2	Cobalt chrome/For angled multi-uni
CPM 4800-3	Plastic/For straight multi-unit
CLEM 4800-3	Cobalt chrome/For straight multi-unit

POLISHING PROTECTOR

CODE

PPM 01

1

LABORATORY SCREW

CODE	DIAM. (mm)
PL 1405 Short	1.4
PTMA 13-1 Long	1.4

1

10 N.cm

RETAINING SCREW

CODE	HEIGHT (mm)	
PRH 20	2.0	For angled multi-unit
PRH 30	3.0	For straight multi-unit

1

MULTI-UNIT ABUTMENT SCANNING JIG

CODE

JBMA

1

MULTI-UNIT ABUTMENT SCANNING JIG

CODE

JBMAC

DIGITAL ANALOG MULTI-UNIT ABUT

CODE

ADMA

1

10 N.cm

TITANIUM INTERFACE MULTI-UNIT ABUT

CODE	LENGTH (mm)
IMAT 04	4.0
IMAT 06	6.0

1

10 N.cm

CHROME INTERFACE MULTI-UNIT ABUT

CODE	LENGTH (mm)
IMAC 04	4.0
IMAC 06	6.0

DRIVERS

1

Driver Handpiece Hex. 1.2mm Short (CTH 1220)

Driver Handpiece Hex. 1.2mm Medium (CTH 1224)

Driver Handpiece Hex. 1.2mm Long (CTH 1230)

Driver Ratchet Hex. 1.2mm Short (CDHC 20)

Driver Ratchet Hex. 1.2mm (CDHC 24)

2

Driver Handpiece F/ Abut. Medium (CTA 1224)

Driver Ratchet F/ Abut. Short (CDAC 20)

Driver Ratchet F/ Abut. Medium (CDAC 24)

3

Driver Handpiece Hex. 1.2mm Nar. Short (CTHA 1220)

Driver Handpiece Hex. 1.2mm Nard. Medium (CTHA 1224)

Driver Ratchet Hex. 1.2mm Nar. Short (CHTMA 20)

Driver Ratchet Hex. 1.2mm Medium (CHTMA 24)

*Check product availability in your country.

EPIKUT S 16°

- * Analog sequence
- * Digital sequence
- * Hex driver
- * Anti-Rotational component
- * Squared Screw
- * Abutment Screw
- * Rotational component

MT 16° PROSTHETIC SEQUENCE

MICRO MULTI-UNIT ABUTMENT (ANALOG AND DIGITAL)

Single and Multiple Screw retained restorations

IMPLANT

CODE EPIKUT S	CODE EPIKUT S PLUS	DIAM. (mm)	LENGTH (mm)
ILM 3585	ILM 3585N	3.5	8.5
ILM 3510	ILM 3510N	3.5	10.0
ILM 3511	ILM 3511N	3.5	11.5
ILM 3513	ILM 3513N	3.5	13.0
ILM 3515	ILM 3515N	3.5	15.0
ILM 3885	ILM 3885N	3.8	8.5
ILM 3810	ILM 3810N	3.8	10.0
ILM 3811	ILM 3811N	3.8	11.5
ILM 3813	ILM 3813N	3.8	13.0
ILM 3815	ILM 3815N	3.8	15.0
ILM 4085	ILM 4085N	4.0	8.5
ILM 4010	ILM 4010N	4.0	10.0
ILM 4011	ILM 4011N	4.0	11.5
ILM 4013	ILM 4013N	4.0	13.0
ILM 4015	ILM 4015N	4.0	15.0
ILM 4585	ILM 4585N	4.5	8.5
ILM 4510	ILM 4510N	4.5	10.0
ILM 4511	ILM 4511N	4.5	11.5
ILM 4513	ILM 4513N	4.5	13.0
ILM 4515	ILM 4515N	4.5	15.0
ILM 5085	ILM 5085N	5.0	8.5
ILM 5010	ILM 5010N	5.0	10.0
ILM 5011	ILM 5011N	5.0	11.5
ILM 5013	ILM 5013N	5.0	13.0
ILM 5015	ILM 5015N	5.0	15.0

2

20 N.cm

MICRO MULTI-UNIT ABUTMENT

CODE	DIAM. (mm)	HEIGHT (mm)
MAM 3301	3.5	1.0
MAM 3302	3.5	2.0
MAM 3303	3.5	3.0
MAM 3304	3.5	4.0

1

ABUTMENT PROTECTOR

CODE

PMM 33

1

OPEN TRAY TRANSFER

CODE

TMM 33

TMM 3306

1

CLOSED TRAY TRANSFER

CODE

TMMF 33

TMMF 3306

ANALOG

CODE

AMMA 33

1

10 N.cm

TEMPORARY TITANIUM CYLINDER

CODE

CPMT 33

CPMT 3306

1

10 N.cm

CALCINABLE AND CO-CR CYLINDER

CODE	
CPMC 33	
CPMM 33	Cobalt chrome
CPMC 3306	
CPMM 3306	Cobalt chrome

1

LABORATORY SCREW

CODE

PTMMA 14

1

10 N.cm

RETAINING SCREW

CODE	LENGTH (MM)
PRH 3035	2.0

POLISHING PROTECTOR

CODE

PPMM 33

PPMM 3306

1

10 N.cm

TITANIUM INTERFACE MICRO MULTI-UNIT ABUT

CODE	LENGTH (mm)	
IMMAT 04	4.0	
IMMAT 06	6.0	
IMMAT 0406	4.0	◎
IMMAT 0606	6.0	◎

DIGITAL ANALOG MICRO MULTI-UNIT ABUT

CODE

ADMMA

1

MICRO MULTI-UNIT ABUTMENT SCANNING JIG

CODE

JBMMA

JBMMA06

1

MICRO MULTI-UNIT ABUTMENT SCANNING JIG

CODE

JBMMAC

JBMMA 06C

1

10 N.cm

CHROME INTERFACE MICRO MULTI-UNIT ABUT

CODE	LENGTH (mm)	
IMMAC 04	4.0	
IMMAC 06	6.0	
IMMAC 0406	4.0	◎
IMMAC 0606	6.0	◎

DRIVERS

1

Driver Handpiece Hex. 1.2mm Short (CTH 1220)

Driver Handpiece Hex. 1.2mm Medium (CTH 1224)

Driver Handpiece Hex. 1.2mm Long (CTH 1230)

Driver Ratchet Hex. 1.2mm Short (CDHC 20)

Driver Ratchet Hex. 1.2mm (CDHC 24)

2

Driver Handpiece F/ Abut. Medium (CTA 1224)

Driver Ratchet F/ Abut. Short (CDAC 20)



Driver Ratchet F/ Abut. Medium (CDAC 24)

*Check product availability in your country.

EPIKUT S 16°

- * Analog sequence
- * Digital sequence
- * Hex driver
- ◎ * Anti-Rotational component
- ■ * Squared Screw
- ⬡ * Abutment Screw
- ◎ * Rotational component

MT 16° PROSTHETIC SEQUENCE

MULTIFUNCTIONAL ABUTMENT (ANALOG AND DIGITAL)

Single and Multiple screw retained restorations

IMPLANT

CODE EPIKUT S	CODE EPIKUT S PLUS	DIAM. (mm)	LENGTH (mm)
ILM 3585	ILM 3585N	3.5	8.5
ILM 3510	ILM 3510N	3.5	10.0
ILM 3511	ILM 3511N	3.5	11.5
ILM 3513	ILM 3513N	3.5	13.0
ILM 3515	ILM 3515N	3.5	15.0
ILM 3885	ILM 3885N	3.8	8.5
ILM 3810	ILM 3810N	3.8	10.0
ILM 3811	ILM 3811N	3.8	11.5
ILM 3813	ILM 3813N	3.8	13.0
ILM 3815	ILM 3815N	3.8	15.0
ILM 4085	ILM 4085N	4.0	8.5
ILM 4010	ILM 4010N	4.0	10.0
ILM 4011	ILM 4011N	4.0	11.5
ILM 4013	ILM 4013N	4.0	13.0
ILM 4015	ILM 4015N	4.0	15.0
ILM 4585	ILM 4585N	4.5	8.5
ILM 4510	ILM 4510N	4.5	10.0
ILM 4511	ILM 4511N	4.5	11.5
ILM 4513	ILM 4513N	4.5	13.0
ILM 4515	ILM 4515N	4.5	15.0
ILM 5085	ILM 5085N	5.0	8.5
ILM 5010	ILM 5010N	5.0	10.0
ILM 5011	ILM 5011N	5.0	11.5
ILM 5013	ILM 5013N	5.0	13.0
ILM 5015	ILM 5015N	5.0	15.0

2

32 N.cm

MULTIFUNCTIONAL ABUTMENT

CODE	DIAM. (mm)	HEIGHT (mm)
AMCM 4801	4.8	1.0
AMCM 4802	4.8	2.0
AMCM 4803	4.8	3.0
AMCM 4804	4.8	4.0

*Use hexagonal driver 1.6 mm

1

ABUTMENT PROTECTOR

CODE

PAM 48

1

OPEN TRAY TRANSFER

CODE

TMAAM 00

TMAAM 06

1

CLOSED TRAY TRANSFER

CODE

TMFAM 00

TMFAM 06

ANALOG

CODE

ANAM

1

10 N.cm

TEMPORARY TITANIUM CYLINDER

CODE

PTAM 00

PTAM 06

1

10 N.cm

CALCINABLE AND CO-CR CYLINDER

CODE

CCAM 00	Plastic
CCAM 06	Plastic
CCRAM 00	Cobalt chrome
CCRAM 06	Cobalt chrome

POLISHING PROTECTOR

CODE

PPAM 01

1

LABORATORY SCREW

CODE	DIAM. (mm)
PTMAL 01	1.4

1

10 N.cm

RETAINING SCREW

CODE	LENGTH (mm)
PRA 01	2.0

1

MULTIFUNCTIONAL ABUT SCANNING JIG

CODE

JBAM00

JBAM06

1

MULTIFUNCTIONAL ABUT SCANNING JIG

CODE

JBAM 00C

JBAM 06C

DIGITAL ANALOG ABUT MULT

CODE

ADAM

1

10 N.cm

CHROME INTERFACE MULTIFUNCTIONAL ABUT

CODE	LENGTH (MM)
IAMC 0400	4.0
IAMC 0600	6.0
IAMC 0406	4.0
IAMC 0606	6.0

1

10 N.cm

TITANIUM INTERFACE MULTIFUNCTIONAL ABUT

CODE	LENGTH (MM)
IAMT 0400	4.0
IAMT 0600	6.0
IAMT 0406	4.0
IAMT 0606	6.0

DRIVERS

1

Driver Handpiece Hex. 1.2mm Short (CTH 1220)

Driver Handpiece Hex. 1.2mm Medium (CTH 1224)

Driver Handpiece Hex. 1.2mm Long (CTH 1230)

Driver Ratchet Hex. 1.2mm Short (CDHC 20)

Driver Ratchet Hex. 1.2mm (CDHC 24)

2

Driver Handpiece Hex. 1.6mm Short (CTH 1620)

Driver Handpiece Hex. 1.6mm Medium (CTH 1624)

Driver Ratchet Hex. 1.6mm Short (CCH 1620)

Driver Ratchet Hex. 1.6mm Medium (CCH 1624)

*Check product availability in your country.

EPIKUT S 16°

* Analog sequence
* Digital sequence

* Hex driver
* Anti-Rotational component
* Squared Screw
* Abutment Screw
* Rotational component

MT 16° PROSTHETIC SEQUENCE

OVERDENTURE SOLUTIONS MULTI-UNIT + BAR-CLIP RESTORATIONS (ANALOG AND DIGITAL)

IMPLANT

CODE EPIKUT S	CODE EPIKUT S PLUS	DIAM. (mm)	LENGTH (mm)
ILM 3585	ILM 3585N	3.5	8.5
ILM 3510	ILM 3510N	3.5	10.0
ILM 3511	ILM 3511N	3.5	11.5
ILM 3513	ILM 3513N	3.5	13.0
ILM 3515	ILM 3515N	3.5	15.0
ILM 3885	ILM 3885N	3.8	8.5
ILM 3810	ILM 3810N	3.8	10.0
ILM 3811	ILM 3811N	3.8	11.5
ILM 3813	ILM 3813N	3.8	13.0
ILM 3815	ILM 3815N	3.8	15.0
ILM 4085	ILM 4085N	4.0	8.5
ILM 4010	ILM 4010N	4.0	10.0
ILM 4011	ILM 4011N	4.0	11.5
ILM 4013	ILM 4013N	4.0	13.0
ILM 4015	ILM 4015N	4.0	15.0
ILM 4585	ILM 4585N	4.5	8.5
ILM 4510	ILM 4510N	4.5	10.0
ILM 4511	ILM 4511N	4.5	11.5
ILM 4513	ILM 4513N	4.5	13.0
ILM 4515	ILM 4515N	4.5	15.0
ILM 5085	ILM 5085N	5.0	8.5
ILM 5010	ILM 5010N	5.0	10.0
ILM 5011	ILM 5011N	5.0	11.5
ILM 5013	ILM 5013N	5.0	13.0
ILM 5015	ILM 5015N	5.0	15.0

2

20 N.cm

STRAIGHT MULTI-UNIT ABUTMENT

CODE	DIAM. (mm)	HEIGHT (mm)
MAM 4801 C	4.8	1.0
MAM 4802 C	4.8	2.0
MAM 4803 C	4.8	3.0
MAM 4804 C	4.8	4.0

3

20 N.cm

INDEXED ANGLED MULTI-UNIT ABUTMENT

CODE	DIAM. (mm)	HEIGHT (mm)	ANG.
MAAM 4802I	4.8	2.0	17°
MAAM 4803I	4.8	3.0	17°
MAAM 4804I	4.8	4.0	17°
MAAM 4832I	4.8	2.0	30°
MAAM 4833I	4.8	3.0	30°
MAAM 4834I	4.8	4.0	30°

*Use hexagonal driver 1.2 mm

1

ABUTMENT PROTECTOR

CODE

PMA 4855

5.0 mm profile

1

OPEN TRAY TRANSFER

CODE

TMAM 4800

1

CLOSED TRAY TRANSFER

CODE

TMFM 4800

ANALOG

CODE

ANMA 4800

1

10 N.cm

CALCINABLE AND CO-CR CYLINDER

CODE

CLEM 4800-2	For angled multi-unit
CLEM 4800-3	For straight multi-unit

1

10 N.cm

CALCINABLE CYLINDER

CODE

CPM 4800-2	For angled multi-unit
CPM 4800-3	For straight multi-unit

1

MULTI-UNIT ABUTMENT SCANNING JIG

CODE

JBMA

1

MULTI-UNIT ABUTMENT SCANNING JIG

CODE

JBMAC

DIGITAL ANALOG MULTI-UNIT ABUT

CODE

ADMA

1

10 N.cm

RETAINING SCREW

CODE	HEIGHT (mm)	
PRH 20	2.0	For angled multi-unit
PRH 30	3.0	For straight multi-unit

DRIVERS

1

Driver Handpiece Hex. 1.2mm Short (CTH 1220)

Driver Handpiece Hex. 1.2mm Medium (CTH 1224)

Driver Handpiece Hex. 1.2mm Long (CTH 1230)

Driver Ratchet Hex. 1.2mm Short (CDHC 20)

Driver Ratchet Hex. 1.2mm (CDHC 24)

2

Driver Handpiece F/ Abut. Medium (CTA 1224)

Driver Ratchet F/ Abut. Short (CDAC 20)

Driver Ratchet F/ Abut. Medium (CDAC 24)

3

Driver Handpiece Hex. 1.2mm Nar. Short (CTHA 1220)

Driver Handpiece Hex. 1.2mm Nard. Medium (CTHA 1224)

Driver Ratchet Hex. 1.2mm Nar. Short (CHTMA 20)

Driver Ratchet Hex. 1.2mm Medium (CHTMA 24)

EPIKUT S 16°

- * Analog sequence
- * Digital sequence

- * Hex driver
- * Anti-Rotational component
- * Squared Screw
- * Abutment Screw
- * Rotational component

*Check product availability in your country.

EPIKUT SURGICAL KIT

MAXIMUM FUNCTIONALITY AND SIMPLICITY FOR YOUR SURGERIES

Direction indicator with precise millimetre marking for each diameter.

Unique drilling sequence for each bone density increasing clinical versatility.

Helical lance drill optimizing surgical steps.

Unique drills with DLC (Diamond-like carbon)

Less bone heating. Increased durability. High cutting power. Sharper angle.

Linear and intuitive sequence.

Torque wrench: More accurate measurement of torque.

Lighter and more compact tray design.

Check product availability in your country.

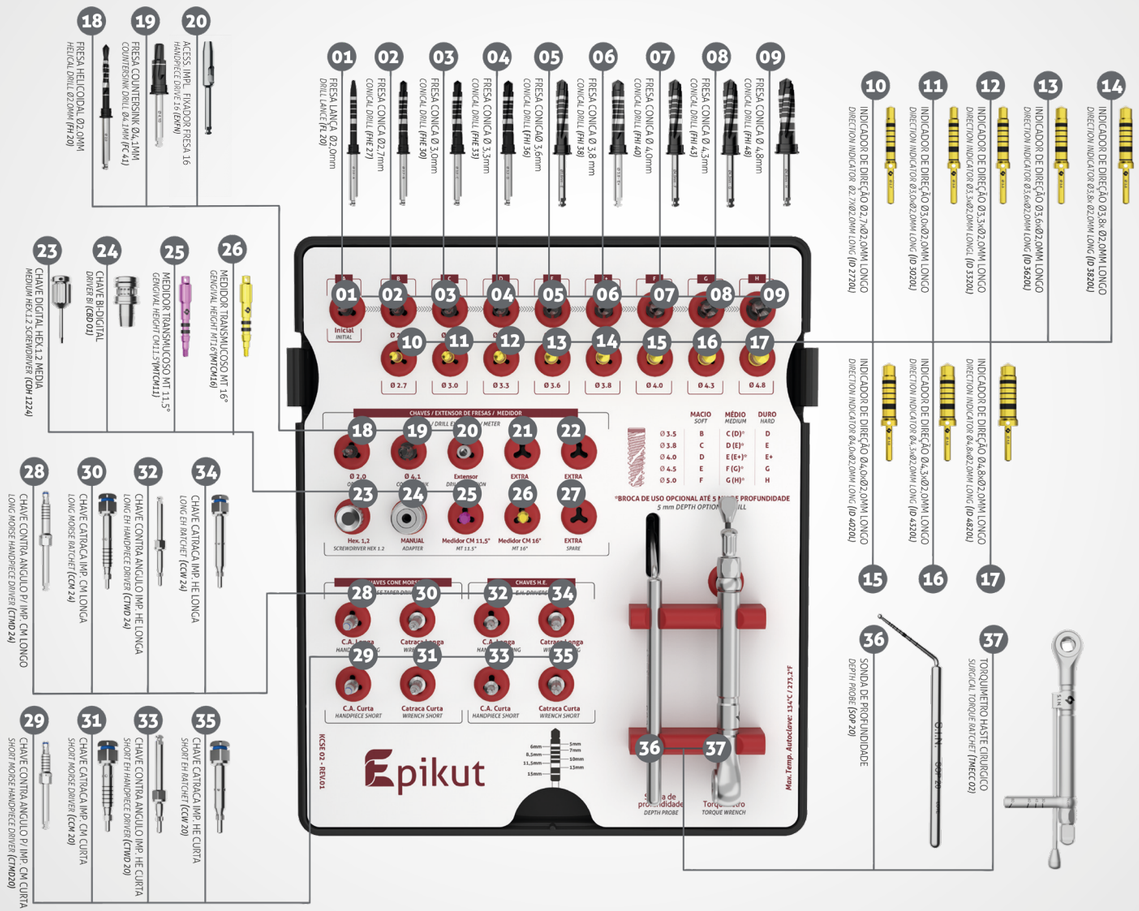

PRODUCT CODE: KCSE 02
ORGANIZING BOX CODE: COSE 02

*Check product availability in your country.

Epikut S

MORSE TAPER 16° LONG

- Indicated for intraoral surgical placement in the maxilla, preferably in bones type III and IV (low density bones), for total edentulism cases, post extraction alveolus, immediate and delayed loading.
- High hydrophilia in EPIKUT S LONG PLUS: the ultra-thin layer of hydroxyapatite increases the activity of the proteins involved in the osseointegration process.
- The exclusive macro geometry guarantees precision and agility at the time of surgery.
- Internal angulation: 16°

INDICATIONS FOR CLINICAL USE:

- 3.8 - Anterior region
- 4.0 - Anterior and posterior region
- 4.5 - Posterior region

- Infra-bone installation
- Initial drill speed: 1200 rpm
- Speed of the drills 2.3 to 4.3 mm: 800 rpm
- Implant insertion speed: 20 to 40 rpm
- Maximum implant installation torque: 80 N.cm
- Immediate loading*: recommended torque from 45 to 80 N.cm



* Relative contraindication in patients with systemic or local problems and at the professional's discretion.
Check product availability in your country.

EPIKUT S LONG 16° PROSTHETIC SEQUENCE

FOR SOFT TYPE BONES

Drilling sequence used for bone type IV.

Epikut S Long — Epikut S Long Plus

		1.200 RPM	800 RPM						
	Ø DIAM. (mm)	FL 2024 (A)	FHE 2324 (B)	FHE 3024 (C)	FHI 3324 (D)	FHI 3624 (E)	FHI 3824 (E+)	FHI 4024 (F)	FHI 4324 (G)
ILM 38xx	3.8	●	●	●					
ILM 40xx	4.0	●	●	●	●				
ILM 45xx	4.5	●	●	●	●	●			

FOR MEDIUM TYPE BONES

Drilling sequence used for bone type II and III.

Epikut S Long — Epikut S Long Plus

		1.200 RPM	800 RPM						
	Ø DIAM. (mm)	FL 2024 (A)	FHE 2324 (B)	FHE 3024 (C)	FHI 3324 (D)	FHI 3624 (E)	FHI 3824 (E+)	FHI 4024 (F)	FHI 4324 (G)
ILM 38xx	3.8	●	●	●	●	●			
ILM 40xx	4.0	●	●	●	●	●	●		
ILM 45xx	4.5	●	●	●	●	●	●	●	●

● Use of drill is optional.

Check product availability in your country.

FOR HARD TYPE BONES

Drilling sequence used for bone type I.

Epikut S Long — Epikut S Long Plus

		1.200 RPM	800 RPM						
	Ø DIAM. (mm)	FL 2024 (A)	FHE 2324 (B)	FHE 3024 (C)	FHI 3324 (D)	FHI 3624 (E)	FHI 3824 (E+)	FHI 4024 (F)	FHI 4324 (G)
ILM 38xx	3.8	●	●	●	●	●			
ILM 40xx	4.0	●	●	●	●	●	●		
ILM 45xx	4.5	●	●	●	●	●	●	●	●

Technical measures
EPIKUT S LONG 16º

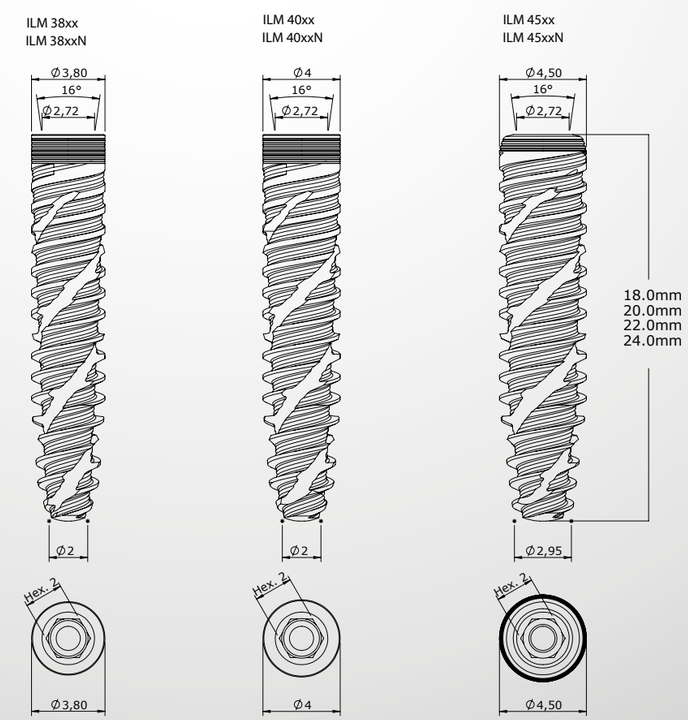

MT 16° LONG PROSTHETIC SEQUENCE

MULTI-UNIT ABUTMENT (ANALOGIC AND DIGITAL)

Multiple screw retained restorations

IMPLANT

CODE EPIKUT S LONG	CODE EPIKUT S LONG PLUS	DIAM. (mm)	LENGTH (MM)
ILM 3818	ILM 3818N	3.8	18.0
ILM 3820	ILM 3820N	3.8	20.0
ILM 3822	ILM 3822N	3.8	22.0
ILM 3824	ILM 3824N	3.8	24.0
ILM 4018	ILM 4018N	4.0	18.0
ILM 4020	ILM 4020N	4.0	20.0
ILM 4022	ILM 4022N	4.0	22.0
ILM 4024	ILM 4024N	4.0	24.0
ILM 4518	ILM 4518N	4.5	18.0
ILM 4520	ILM 4520N	4.5	20.0
ILM 4522	ILM 4522N	4.5	22.0
ILM 4524	ILM 4524N	4.5	24.0

2

20 N.cm

STRAIGHT MULTI-UNIT ABUTMENT

CODE	DIAM. (mm)	HEIGHT (mm)
MAM 4801 C	4.8	1.0
MAM 4802 C	4.8	2.0
MAM 4803 C	4.8	3.0
MAM 4804 C	4.8	4.0

3

20 N.cm

INDEXED ANGLED MULTI-UNIT ABUTMENT

CODE	DIAM. (mm)	HEIGHT (mm)	ANG.
MAAM 4802I	4.8	2.0	17°
MAAM 4803I	4.8	3.0	17°
MAAM 4804I	4.8	4.0	17°
MAAM 4832I	4.8	2.0	30°
MAAM 4833I	4.8	3.0	30°
MAAM 4834I	4.8	4.0	30°

*Use hexagonal driver 1.2 mm

1

ABUTMENT PROTECTOR

CODE

PMA 4855

5.0 mm profile

1

OPEN TRAY TRANSFER

CODE

TMAM 4800

1

CLOSED TRAY TRANSFER

CODE

TMFM 4800

ANALOG

CODE

ANMA 4800

1

10 N.cm

TEMPORARY TITANIUM CYLINDER

CODE

PTM 4800-3	For straight multi-unit
PTMS 4800-3	For straight multi-unit Suitable for laser welding

1

10 N.cm

CALCINABLE AND CO-CR CYLINDER

CODE

CPM 4800-3	Plastic For straight multi-unit
CLEM 4800-3	Cobalt chrome For straight multi-unit

POLISHING PROTECTOR

CODE

PPM 01

1

LABORATORY SCREW

CODE	DIAM. (mm)
PL 1405 Short	1.4
PTMA 13-1 Long	1.4

1

10 N.cm

RETAINING SCREW

CODE	HEIGHT (mm)	
PRH 20	2.0	For angled multi-unit
PRH 30	3.0	For straight multi-unit

1

10 N.cm

TITANIUM INTERFACE MULTI-UNIT ABUT

CODE	LENGTH (mm)
IMAT 04	4.0
IMAT 06	6.0

1

10 N.cm

CHROME INTERFACE MULTI-UNIT ABUT

CODE	LENGTH (mm)
IMAC 04	4.0
IMAC 06	6.0

1

MULTI-UNIT ABUTMENT SCANNING JIG

CODE

JBMA

1

MULTI-UNIT ABUTMENT SCANNING JIG

CODE

JBMAC

DIGITAL ANALOG MULTI-UNIT ABUT

CODE

ADMA

DRIVERS

1

Driver Handpiece Hex. 1.2mm Short (CTH 1220)

Driver Handpiece Hex. 1.2mm Medium (CTH 1224)

Driver Handpiece Hex. 1.2mm Long (CTH 1230)

Driver Ratchet Hex. 1.2mm Short (CDHC 20)

Driver Ratchet Hex. 1.2mm (CDHC 24)

2

Driver Handpiece F/ Abut. Medium (CTA 1224)

Driver Ratchet F/ Abut. Short (CDAC 20)

Driver Ratchet F/ Abut. Medium (CDAC 24)

3

Driver Handpiece Hex. 1.2mm Nar. Short (CTHA 1220)

Driver Handpiece Hex. 1.2mm Nard. Medium (CTHA 1224)

Driver Ratchet Hex. 1.2mm Nar. Short (CHTMA 20)

Driver Ratchet Hex. 1.2mm Medium (CHTMA 24)

*Check product availability in your country.

EPIKUT S LONG 16°

- * Analog sequence
- * Digital sequence
- * Hex driver
- * Anti-Rotational component
- * Squared Screw
- * Abutment Screw
- * Rotational component

EPIKUT LONG SURGICAL KIT

MAXIMUM FUNCTIONALITY AND SIMPLICITY FOR YOUR SURGERIES

Laser-marked drills to assist with clinical versatility.

Unique drilling sequence for each bone density, which increases clinical versatility.

DLC (Diamond like carbon) coated drills:

- Less bone heating;
- Increased durability;
- High cutting power;
- Sharper angle.

Depth probe to ensure correct implant site depth.

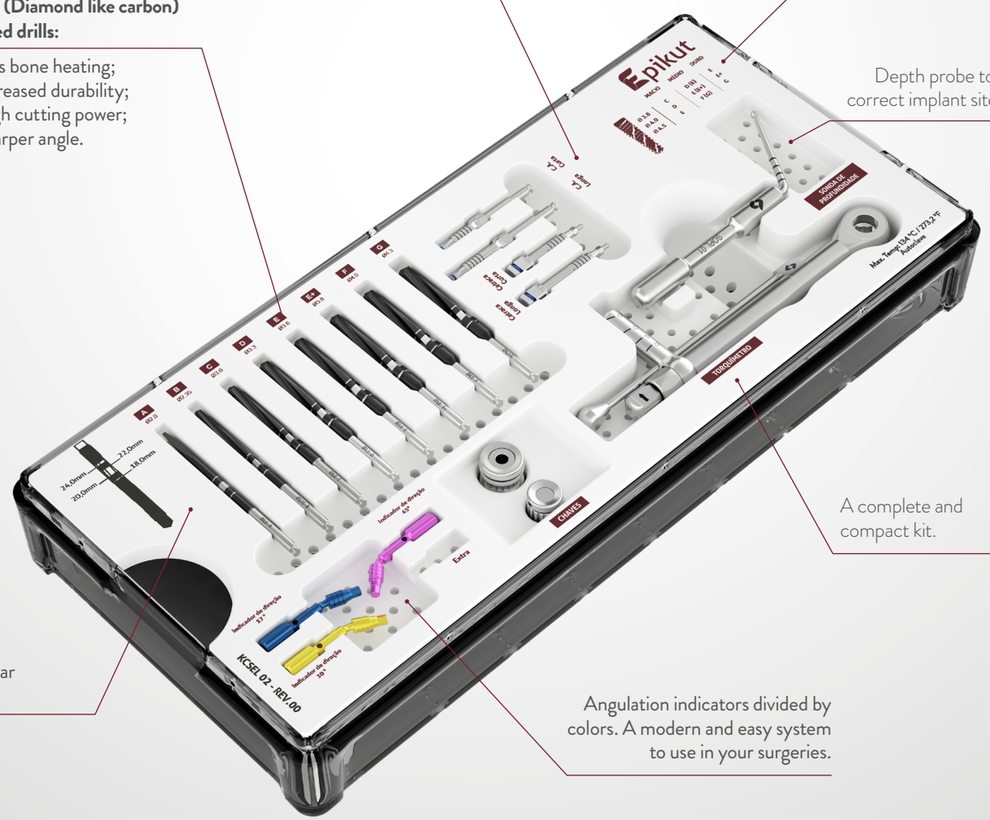

A complete and compact kit.

Intuitive linear sequence.

Angulation indicators divided by colors. A modern and easy system to use in your surgeries.

Check product availability in your country.

01 **Fresa Lança Ø2,0x24mm** *(FL 2024)*
DRILL LANCE (FL 2024)

02 **Fresa Ø2,35x24mm** *(FHE 2324)*
EPIKUT DRILL (FHE 2324)

03 **Fresa Ø3,0x24mm** *(FHE 3024)*
EPIKUT DRILL (FHE 3024)

04 **Fresa Ø3,3x24mm** *(FHI 3324)*
EPIKUT DRILL (FHI 3324)

05 **Fresa Ø3,6x24mm** *(FHI 3624)*
EPIKUT DRILL (FHI 3624)

06 **Fresa Ø3,8x24mm** *(FHI 3824)*
EPIKUT DRILL (FHI 3824)

07 **Fresa Ø4,0x24mm** *(FHI 4024)*
EPIKUT DRILL (FHI 4024)

08 **Fresa Ø4,3x24mm** *(FHI 4324)*
EPIKUT DRILL (FHI 4324)

09 **Acess. Impl. Fix. Contra Ang. Morse** *(CTMD 20)*
SHORT MORSE HANDPIECE DRIVER (CTMD 20)

10 **Acess. Impl. Fix. Contra Ang. Morse Longo** *(CTMD 24)*
LONG MORSE HANDPIECE DRIVER (CTMD 24)

11 **Acess. Impl. Fixador Paraf. Imp. Cone Morse (CCM 20)**
WRENCH SHORT DRIVER (CCM 20)

12 **Acess. Impl. Fix. Contra Ang. Morse Longo (CCM 24)**
WRENCH LONG DRIVER (CCM 24)

13 **Indicador de Direção Angulado 17° (IDA 17)**
DIRECTION INDICATOR (IDA 17)

14 **Indicador de Direção Angulado 30° (IDA 30)**
DIRECTION INDICATOR (IDA 30)

15 **Indicador de Direção Angulado 45° (IDA 45)**
DIRECTION INDICATOR (IDA 45)

16 **Acess Impl Fixador Bi-digital (CBD 01)**
DRIVER BI (CBD 01)

17 **Acess Impl Fixador Paraf Hex 1.2x20** *(CDH 1220)*
HEX. SCREWDRIVER (CDH 1220)

18 **Fixador de Torque De Haste Cirúrgico (TMECC 02)**
TORQUE WRENCH (TMECC 02)

19 **Sonda de Profundidade Longa (SOPL 01)**
DEPTH PROBE (SOPL 01)

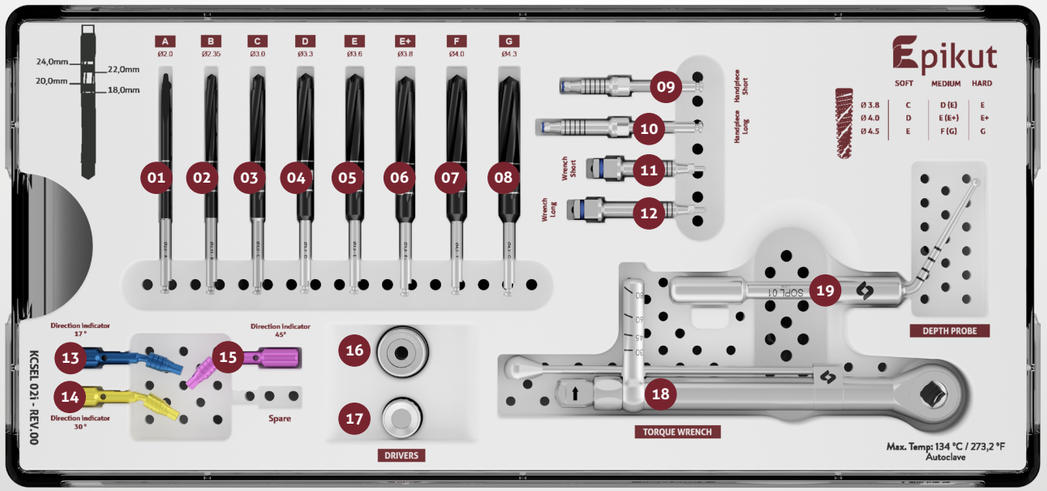

CODE: KCSEL 02
ORGANIZING BOX CODE: COSEL 02

*Check product availability in your country.

Zygomatic PLUS

- Indicated for the installation of implants in the zygomatic bone for extra-alveolar anchorage in full-arch rehabilitations of atrophic maxillas.
- Aggressive and compressive threads that ensure unique performance and faster locking of the implant.
- Smooth apical end for better adaptation and protection of soft tissues, leading to superior results in severe maxillary resorption cases.
- Internal Angulation: 16°.

CLINICAL USE INDICATIONS:

- 4.0 - Posterior region of the maxilla, regions of premolars and molars.

- Infraosseous installation of 1.5mm.
- Initial drill rotation: 1200 rpm
- Implant insertion speed: 40 to 50 rpm
- Maximum implant installation torque: 80 N.cm



Relative contraindication in patients with systemic or local problems, at the discretion of the professional.

Check product availability in your country.

ZYGOMATIC PLUS DRILL SEQUENCE

Zygomatic Plus
ILMZ 40xxN

IMPLANT		
CODE (ZYGOMATIC PLUS)	DIAM. (mm)	LENGTH (MM)
ILM 3820N	3.8	32.5
ILM 3822N	3.8	35.0
ILM 3824N	3.8	37.5
ILM 4018N	4.0	40.0
ILM 4020N	4.0	42.5
ILM 4022N	4.0	45.0
ILM 4024N	4.0	47.5
ILM 4518N	4.5	50.0
ILM 4520N	4.5	52.5
ILM 4522N	4.5	55.0
ILM 4524N	4.5	57.5



Lance Bur (A)
Ø2.70mm

Helical Bur (B)
Ø3.0mm/Ø4.0mm

Helical Bur (C)
Ø3.2mm/Ø4.0mm

Helical Bur (D)
Ø3.4mm/Ø4.0mm

ZYGOMATIC PLUS PROSTHETIC SEQUENCE

2

20 N.cm

ANGLED MULTI-UNIT ABUTMENT

CODE	DIAM. (mm)	LEN. (mm)	ANG.
MAAM 4802I	4.8	0,2	17°
MAAM 4803I	4.8	0,3	17°
MAAM 4804I	4.8	0,4	17°

2

20 N.cm

ANGLED MULTI-UNIT ABUTMENT

CODE	DIAM. (mm)	LEN. (mm)	ANG.
MAAM 4832I	4.8	0,2	30°
MAAM 4833I	4.8	0,3	30°
MAAM 4834I	4.8	0,4	30°

2

20 N.cm

ANGLED MULTI-UNIT ABUTMENT

CODE	DIAM. (mm)	LEN. (mm)	ANG.	
MAAM 4842I	4.8	2,0	45°	SLIM
MAAM 4843I	4.8	3,0	45°	SLIM

1

ABUTMENT PROTECTOR

CODE
PMA 4855
5,0 mm

1

OPEN TRAY TRANSFER

CODE
TMAM 4800

1

TRANSFER DE CUBETA CERRADA

CODIGO
TMFM 4800

ANALOG

CODE
ANMA 4800

1

10 N.cm

PROVISIONAL TITANIUM CYLINDER

CODE	
PTM 4800-2	For angled MUA
PTM 4800-3	For straight MUA
PTMS 4800-3	For straight MUA Suitable for laser welding

1

10 N.cm

CASTABLE CYLINDER AND CR-CO

CODE	
CPM 4800-2	For angled MUA
CLEM 4800-2	Cobalt-Chromium – For angled MUA
CPM 4800-3	For straight MUA
CLEM 4800-3	Cobalt-Chromium – For straight MUA

ABUTMENT POLISH

CODE
PPM 01

1

LABORATORY SCREW

CODE	DIAM. (MM)
PL 1405 Corto	1.4
PTMA 13-1 Largo	1.4

1

10 N.cm

RETENTION SCREW

CODE ALT.	LENGTH (MM)	
PRH 20	2	For angled MUA

Check product availability in your country.

Technical Specifications
ZYGOMATIC PLUS

ILMZ 40xxN

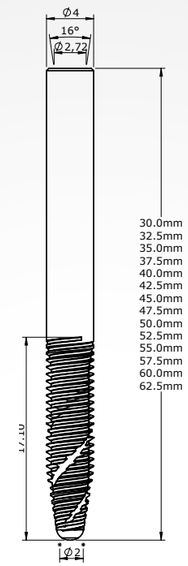

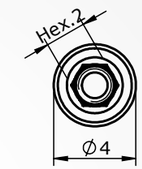

- * Analog sequence
- * Digital sequence
- * Hex driver
- * Anti-Rotational component
- * Squared Screw
- * Abutment Screw
- * Rotational component

DRIVERS

1

Driver Handpiece
Hex. 1.2mm Short
(CTH 1220)

Driver Handpiece
Hex. 1.2mm Medium
(CTH 1224)

Driver Handpiece
Hex. 1.2mm Long
(CTH 1230)

Driver Ratchet
Hex. 1.2mm Short
(CDHC 20)

Driver Ratchet
Hex. 1.2mm
(CDHC 24)

2

Driver Handpiece
Hex. 1.2mm
Nar. Short
(CTHA 1220)

Driver Handpiece
Hex. 1.2mm
Nard. Medium
(CTHA 1224)

Driver Ratchet
Hex. 1.2mm Nar.
Short (CHTMA 20)

Driver Ratchet
Hex. 1.2mm Medium
(CHTMA 24)

ZYGOMATIC PLUS SURGICAL KIT

ACHIEVE SUPERIOR RESULTS WITH HIGH PERFORMANCE THROUGH A SURGICAL PROTOCOL DESIGNED TO OVERCOME THE CHALLENGES OF CLINICAL PROCEDURES.

Depth probe
to ensure the correct
positioning of the implant.

Exclusive drills coated with DLC (Diamond-like Carbon):

Reduction of bone heating;
Increased durability;
High cutting power;
Sharper angle.



Linear and intuitive
sequence.

Diamond burs:

To prepare the site with
minimal possibility of sinus
membrane rupture.

The **CCM 01L** wrench is used for implant capture, while the **CCM 01M** wrench is used for installation.

Check product availability in your country.



Ø2,75 - FRESA HELICOIDAL - B
Ø2,75 HELICAL DRILL
FHZ 2030

Ø1,8 / Ø2,35 - FRESA LANÇA - A
Ø1,8 / Ø2,35 LANCE DRILL
FRLZ 27

Ø3,0 - FRESA HELICOIDAL - C
Ø3,0 HELICAL DRILL
FHZ 2932

Ø3,2 - FRESA HELICOIDAL - D
Ø3,2 HELICAL DRILL
FHZ 3234

CONECTOR CONTRA ÂNGULO
HANDPIECE CONNECTOR
CQCA 27

CONTRA ÂNGULO MÉDIA
MEDIUM HANDPIECE
CTHA 1224

Ø2,0 FRESA LANÇA
Ø2,0 LANCE DRILL
FL 20M

CHAVE LONGA
LONG DRIVER
CCM 01L

CHAVE MÉDIA
MEDIUM DRIVER
CCM 01M

1,2 HEX
HEX 1,2
CDH 1224

Ø4,0 FRESA ESFÉRICA DIAMANTADA
Ø4,0 ROUND DIAMOND BUR
FBD 40E

Ø4,0 FRESA DIAMANTADA
Ø4,0 DIAMOND DRILL
FBD 40

SONDA DE PROFUNDIDADE
DEPTH PROBE
SOPZ

CHAVE DE MÃO
HAND DRIVER
CMZ

EI0087 - ZYGOMATIC SURGICAL KIT

The Lance and Helical burs (A, B, C, and D) are also available in a short version to facilitate milling in specific cases. This version is sold separately."

Code	Reference
FRLZ 27M	Lance Bur A - Medium
FHZ 2030M	Helical Bur B - Medium
FHZ 2932M	Helical Bur C - Medium
FHZ 3234M	Helical Bur D - Medium

GENERAL INSTRUCTIONS

Special care and clarification on surgical instruments.

CLEANING KIT CASE

- Manually remove all surgical instruments from the kit. Wash the kit trays separately.
- Prepare the enzymatic detergent, according to manufacturer's recommendation.
- Immerse the trays into the prepared detergent solution and keep in contact for at least 5 minutes, then using a soft bristle brush, scrub the parts to remove organic matter from the products.
- Remove the parts from the detergent solution and rinse with tap water for 1 minute until the residue is completely removed. Repeat the rinse two more times.
- Visual inspection of each part for cleaning process residue or organic waste from product use.
- If residue is detected in the product, repeat the cleaning process until the residue is completely removed.
- Dry with a soft, clean, dry cloth or disposable paper.

CLEANING SURGICAL INSTRUMENTS

- Disassemble the product (if applicable). For the torque wrench, disassembly it completely, remove all the internal organic matter using tap water and follow to the next step only after performing such procedures.
- Prepare the enzymatic detergent according to the manufacturer's recommendation.
- Immerse all parts of the product into the prepared detergent solution and keep in contact for at least 5 minutes, then using soft bristle brush, scrub the parts to remove organic matter from the products.
- Remove parts from detergent solution and rinse with tap water for 1 minute, repeat the rinse for two more times, a total of three rinses of 1 minute each.
- Visual inspection of each part for cleaning process residue or organic waste from product use.
- If residue is detected in the product, repeat the cleaning process until the residue is completely removed.
- Dry with a soft, clean, dry cloth or disposable paper.
- Follow to sterilization process.

STERILIZATION

- Reusable Product and provided non-sterile.
- It must be clean and sterilized in autoclave before use.
- Dry all instruments before the steam sterilization cycle.
- The product must be enclosed in a steam sterilizable wrap.
- Steam sterilize in cycles of 121°C at 1 ATM pressur for 30 minutes or of 134°C at 2 ATM pressure for 20 minutes. Drying time 30 minutes.
- Always accommodate the case in autoclave over a plane surface and away of device walls.
- Never stack objects or other cases.

CLEANING RECOMMENDATION

- Use the proper PPEs (gloves, masks, goggles, caps, etc.).
- Start the cleaning right after the surgical use.
- Never let the instruments dry with organic waste after the surgical use.
- Never let the instrument dry naturally after cleaning.
- Never use saline solutions, include sodium hypochlorite, disinfectant, hydrogen peroxide or alcohol for cleaning or rinsing the surgical instruments and Kits.
- Never use steel wool and abrasive products, so that the instruments are not damaged.
- Do not stack the instruments in lots to avoid the deformation of smaller and delicate pieces.

STERILIZATION RECOMMENDATIONS

- Sterilize the products in the same day or one day earlier the procedure.
- The chemical sterilization is not recommended, once some products may cause the discoloration and damages to the case.
- Do not use temperature higher than 60°C to drying process.
- Do not use dry heat stoves for sterilization of the instruments and kits from S.I.N.

SCIENTIFIC PUBLICATIONS

- BÁEZ-ROSALES A, et al. Carga inmediata con rehabilitación definitiva en maxilar inferior: reportede caso. Rev Clin Periodoncia Implantol Rehabil Oral. 2015
- CABRAL L, GUEDES C. Comparative Analysis of 4 Impression Techniques for Implants. Implant Dentristry 2007; 16(2): 187-194
- CALASANS-MAIA JA, NETO AS, BATISTA MMD, ALVES ATNN, GRANJEIRO JM, CALASANS-MAIA MD. Management of ankylosed young permanent incisors after trauma and prior to implant rehabilitation. Oral Surgery 2013
- COELHO PG, MARIN C, GRANATO R, BONFANTE EA, LIMA CP, OLIVEIRA S, EHRENFEST DMD, SUZUKI M. Alveolar Buccal Bone Maintenance After Immediate Implantation with a Surgical Flap Approach: A Study in Dogs. The International Journal of Periodontics & Restorative Dentistry 2011; 31: e80–e86
- DIAS ECLCM, BISOGNIN EDC, HARARI ND, MACHADO SJ, DA SILVA CP, SOARES GDA, VIDIGAL GM. Evaluation of Implant-Abutment Microgap and Bacterial Leakage in Five External-Hex Implant Systems: An In Vitro Study. The International Journal of Oral & Maxillofacial Implants 2012; 27(2): 346-351
- DUARTE ARC, NETO JPS, SOUZA JCM, BONACHELA WC. Detorque Evaluation of Dental Abutment Screws after Immersion in a Fluoridated Artificial Saliva Solution. Journal of Prosthodontics 2013; 22: 275–281
- FILHO LCM, CIRANO FR, HAYASHI F, FENG HS, CONTE A, DIB LL, CASATI MZ. Assessment of theCorrelation Between Insertion Torque and Resonance Frequency Analysis of Implants Placed in Bone Tissue of Different Densities. Journal of Oral Implantology 2014; 40(3): 259-262
- FREITAS-JÚNIOR AC, et al. Biomechanical evaluation of internal and external hexagon platform switched implant-abutment connections: An in vitro laboratory and three-dimensional finite element analysis. Dent Mater 2012
- LORENZONI FC, COELHO PG, BONFANTE G, CARVALHO RM, SILVA NRFA, SUZUKI M, SILVA TL, BONFANTE EA. Sealing Capability and SEM Observation of the Implant-Abutment Interface. International Journal of Dentistry 2011; Article ID 864183
- MARTINS LMM, BONFANTE EA, ZAVANELLI RA, FREITAS JR AC, SILVA NRFA, MAROTTA L, COELHO PG. Fatigue Reliability of 3 Single-Unit Implant-Abutment Designs. Implant Dentistry 2012; 21(1) 67-71
- PESSOA RS, BEZERRA FJB, SOUSA RM, SLOTEN JV, CASATI MZ, JAECQUES SVN. Biomechanical Evaluation of Platform Switching: Different Mismatch Sizes, Connection Types, and Implant Protocols. J Periodontol 2014; 85(9)
- PESSOA RS, COELHO PG, MURARU L, MARCANTONIO Jr E, VAZ LG, SLOTEN JV, JAECQUES, SVN. In!uence of Implant Design on the Biomechanical Environment of Immediately Placed Implants: Computed Tomography–Based Nonlinear Three-Dimensional Finite Element Analysis. The International Journal of Oral & Maxillofacial Implants 2011; 26(6): 1279-1287
- PRATI AJ, CASATI MZ, RIBEIRO FV, CIRANO FR, PASTORE GP, PIMENTEL SP, CASARIN RCV. Release ofBone Markers in Immediately Loaded and Nonloaded Dental Implants: A Randomized Clinical. JDent Res 2013; 92: 161S
- RAMOS MB, PEGORATO LF, TAKAMORI E, COELHO PG, SILVA TL, BONFANTE EA. Evaluation of UCLA Implant-Abutment Sealing. The International Journal of Oral & Maxillofacial Implants 2014; 29(1): 113-120
- ROSA MB, ALBREKTSSON T, FRANCISCHONE CE, SCHWARTZ FILHO HO, WENNEMBERG A. Micrometric Characterization of the Implant Surfaces from the Five Largest Companies in Brazil, the Second Largest Worldwide Implant Market. The International Journal of Oral & Maxillofacial Implants 2013; 28(3): 358-365
- SALGADO AC, MACHADO AN, CARVALHO W, BARBOZA EP, GOUVÊA CVD. Guidelines for Positioning External Hexagon Implants in Screw-Retained Multiple Prostheses Using Rotational Abutment-Type Components. Implant Dentistry. The International Journal of Oral & Maxillofacial Implants 2014; 23(5): 602-606
- VALVERDE GB, JIMBO R, TEIXEIRA HS, BONFANTE EA, JANAL MN, COELHO PG. Evaluation of surface roughness as a function of multiple blasting processing variables. Clin. Oral Impl. Res. 2011, 1–5.
- ZANARDI PR, COSTA B, STEGUN RC, SESMA N, MORI M, LAGANÁ DC. Connecting Accuracy of Interchanged Prosthetic Abutments to Different Dental Implants Using Scanning Electron Microscopy. Braz Dent J 2012; 23(5): 502-507

OUR GLOBAL PRESENCE

POINT YOUR PHONE'S CAMERA AT THE
QRCODE AND SEE WHERE S.I.N. IS PRESENT

HEADQUARTERS

2140 Vereador Abel Ferreira Av
Jardim Anália Franco
São Paulo – SP - Brazil

FACTORY

421 Soldado Ocimar Guimarães
da Silva St - Jardim Anália Franco
São Paulo – SP - Brazil

PORTUGAL BRANCH

General Ferreira Martins St, 10 8D -
1495-137 Algés - Portugal
+351 21 412-0336

sinimplantsystem.com

S. I. N.

internacional@sinimplantsystem.com
www.sinimplantsystem.com

Visit our social networks

@sinimplantglobal

@sinimplantglobal

S.I.N. Implant System

/sin_implant