


SURGICAL KIT

Surgical Kit Zygomatic - KZ 01

Surgical Kit Zygomatic - KZ 01 are intended for surgical procedures for installing dental implants, which must be performed by qualified professionals. The way of using the product is used and surgical techniques are inherent to the professional's training. The use of the product must be performed in a surgical environment and in conditions suitable for the health and safety of the patient.



PRODUCT DESCRIPTION

The Surgical Kit Zygomatic - KZ 01 is composed of materials necessary for the installation of Zygomatic implants line. The instruments of the Kit are manufactured in:

Stainless steel
Drivers and Drills.

Titanium Grade 5
Fixer and Depth Probe.

Udel Polysulfone
Box.

Helical Drill: Used to deepen and direct the perforation into the bone according to the surgical plan.

Lance Drill: Used to mark the location where the implant will be installed, promoting the rupture of the cortical bone, facilitating the insertion of other drills.

Diamond Drill: Used to prepare the bone bed to support drills and implants in the externalized zygomatic technique.

Round Diamond Bur: Used for initial bone marking, creating retention on the bone surface to be drilled later.

Drivers: Indicate for installing implants and prosthetic components, assist in the surgical procedure or in fixing/removal of implants and components.

Fixer: Used in the surgical guide to assist in fixing there for the correct perforation of the alveolus, during the dental implant installation procedure using the guided surgery technique.

Depth Probe: Used to assist and guide correct drilling.

Box: Support for storing, transporting and sterilizing all kit items.

INDICATIONS OF USE

The Surgical Kit Zygomatic - KZ 01 is indicated for the rehabilitation of full jaw (full arch), associated with other implants. It can be immediate or delayed loading.

PURPOSE AND OPERATION PRINCIPLE

The instruments contained in the Surgical Kit Zygomatic - KZ 01 base their operating principle on mechanical action. All instruments are indicated for use in the placement of Zygomatic implants and must be used following appropriate dental techniques.

HOW TO USE THE KIT

The Surgical Kit Zygomatic - KZ 01 must be used in accordance with the surgical planning programmed by a qualified dental professional. Each instrument included in the kit has a mode of use, which can be accessed on the website: www.sinimplantsystem.com

ATTENTION

Surgical Kit Zygomatic - KZ 01 are intended for specialized procedures, which must be performed by qualified professionals in implantology. The use of the product must be performed in a surgical environment and in proper conditions for the health and safety of the patient.

PRECAUTIONS

The product should only be used by qualified dental professionals who already have all the scientific information necessary for the correct use of the product. Always clean and sterilize as recommended before the surgical procedure. Before drilling, make sure the cutter fits into the contra-angle and adjusts the motor in relation to rotation, torque and irrigation. During drilling, pressure should not be excessive, and intermittent movements should be made with constant irrigation. The drills cannot be sharpened and using them without cutting can cause undue bone heating, compromising the success of the procedure. The use of inappropriate cutters or sequence of cutters may compromise the performance of the implant, resulting in system failures, such as loss or fracture of the Implant. Care must be taken in cases of patients who show signs of allergy or hypersensitivity to stainless steel. For drills, it is recommended to use a maximum of 20 to 30 perforations, being: 20 perforations in high-density bones and 30 perforations in low-density bones. Do not stick labels, tape, write or mark the surface of the product.

RECOMMENDATIONS

Before each procedure, check the condition of the instruments, always respecting their useful life. It is necessary to replace the instruments in case of damage, erased markings, compromised sharpening, deformations and wear.

CONTRAINDICATION

Use of drills without irrigation, which can cause bone necrosis. Use for purposes other than installing a Zygomatic implant.

SIDE EFFECTS

They will not occur as long as surgical planning and handling is carried out in accordance with the instructions for use.

WARNING

Do not use the instruments if you notice cracks, wear or oxidation/corrosion points. This may cause problems in the functioning of the products, installation of the implants and in the post-operative period. Some items present natural wear and tear generated by use, such as cutters, and must be replaced whenever the professional identifies loss of cutting capacity or precision of these products, as they can interfere with the final result of the treatment.

TRACEABILITY

All S.I.N. products have sequential batches that allow traceability, thus promoting greater safety for professionals skilled for the procedure. Through this lot number it is possible to know all product history from the manufacturing process to the time of distribution.

STORAGE

The Surgical Kit Zygomatic - KZ 01 should be stored in a cool dry place at a temperature of 15°C to 25°C and protected from direct sunlight in their original unopened packaging and should not be damaged.

HANDLING

Once sterilized, the instruments should be handled in a sterile environment by properly attired professionals and in appropriate clothing at the time of surgery to install implants. Scratches or notches of the instruments should be avoided as such factors can increase the possibility of corrosion of the products.

DISPOSAL OF MATERIAL

The disposal of materials should comply with local hospital regulations and applicable local laws.

TRANSPORTATION

The Surgical Kit Zygomatic - KZ 01 must be transported adequately to avoid falling and stored at a maximum temperature of 25°C, protected from heat and moisture. Transport must be carried out in its original packaging.

COMPLEMENTARY INFORMATIONS

Multiple use product. Exclusive for dental use. Reprocessing allowed. Refer to the cleaning and sterilization conditions contained in this instruction for use. Any serious incident that has occurred in relation to the device should be reported to the manufacturer and competent authority of the country in which the dentist and/or patient is established. If you need the printed version of this instruction for use, without any cost, please request by e-mail to sin@sinimplantsystem.com or call to 0800 770 8290 will receive until 7 days calendar.

CLEANING INSTRUCTIONS

1. Manually remove all surgical instruments from the kit. Wash the kit trays separately.
2. Prepare the enzymatic detergent according to the detergent manufacturer's instructions.
3. Immerse all parts of the product into the prepared detergent solution and leave for 5 minutes. Then, using a soft bristle brush, scrub the parts for at least 2 minutes until complete remove organic matter from the products.
4. Remove the parts from the detergent solution and rinse with tap water for 1 minute until the residue is completely removed. Repeat the rinse two more times.
5. Visually inspect each part to check for process residues or organic residues from the used of the product.
6. If residue in detect in the product, repeat the cleaning process until the residue is completely removed.
7. Dry with a soft, clean, dry cloth or disposable paper.

RECOMMENDATIONS

- a. Wear appropriate clothing (gloves, masks, glasses, hats, etc.).
- b. Begin cleaning immediately after surgical use.
- c. Never let the instrument dry containing organic residues after surgical use.
- d. Never let the instrument dry naturally after cleaning.
- e. Never use saline solutions, especially sodium hypochlorite and saline, disinfectants, hydrogen peroxide or alcohol to clean or rinse surgical instruments and Kit trays.
- f. Never use steel wool or sponges or abrasive products, so that the instruments are not damaged.
- g. Do not accumulate instruments in large quantities on top of each other to avoid deformation of smaller and delicate pieces.

STERILIZATION

Reusable product and provided non-sterile. It must be clean and sterilized in autoclave before use.

1. Dry all instruments before the steam sterilization cycle.
2. The product must be enclosed in a steam sterilizable wrap.

3. Steam sterilize in cycles of 121°C at 1 ATM pressure for 30 minutes or of 134°C at 2 ATM pressure for 20 minutes. Drying time 30 minutes.
4. Always accommodate the case in autoclave over a plane surface and away of device walls.
5. Never stack objects or other cases.

RECOMMENDATIONS

- a. Sterilize the products in the same day or one day earlier the procedure.
- b. The chemical sterilization is not recommended, once some products may cause the discoloration and damages to the case.
- c. Do not use temperature higher than 60°C to drying process.
- d. Do not use dry heat stoves for sterilization of the instruments and kits from S.I.N. Implant System.




















LIFE TIME

The Surgical Kit Zygomatic - KZ 01 can be used as below depending on proper handling, cleaning and sterilization.

Drills: 20 perforations in high-density bones; 30 perforations in low-density bones.

Drivers, Fixer and Depth Probe: use up to 250 times.

Box: can be cleaned and sterilized up to 250 times.

	NÃO ESTÉRIL	NON-STERILE	NON STÉRILE
	CONSULTAR AS INSTRUÇÕES DE USO	CONSULT INSTRUCTIONS FOR USE	CONSULTER LE MODE D'EMPLOI
	MARCAÇÃO CE	CE MARK	CE MARQUE
	MANTENHA SECO	KEEP DRY	GARDER AU SEC
	MANTENHA AO ABRIGO DO SOL	KEEP AWAY FROM SUNLIGHT	TENIR À L'ABRI DE LA LUMIÈRE DU SOLEIL
	NÃO UTILIZAR SE A EMBALAGEM ESTIVER VIOLADA	DO NOT USE IF PACKAGE IS DAMAGED	NE PAS UTILISER SI L'EMBALLAGE ENDOMMAGÉ
	ATENÇÃO	CAUTION	ATTENTION
	REPRESENTANTE AUTORIZADO NA COMUNIDADE EUROPEIA	AUTHORIZED REPRESENTATIVE IN THE EUROPEAN COMMUNITY	REPRÉSENTANT AUTORISÉ DANS LA COMMUNAUTÉ EUROPÉENNE
	LIMITE DE TEMPERATURA	TEMPERATURE LIMIT	LIMITE DE TEMPÉRATURE
Rx only	ATENÇÃO: A LEI FEDERAL (EUA) LIMITA A VENDA DESTE DISPOSITIVO POR OU POR ORDEM DE UM PROFISSIONAL DE SAÚDE LICENCIADO.	CAUTION: FEDERAL LAW (USA) RESTRICTS THIS DEVICE TO SALE BY OR ON THE ORDER OF A LICENSED HEALTHCARE PRACTITIONER.	ATTENTION: LES LOIS FÉDÉRALES (AMÉRICAINES) LIMITENT LA VENTE DE CET APPAREIL PAR OU SUR ORDRE D'UN PROFESSIONNEL DE LA SANTÉ AGRÉÉ.
	FABRICANTE	MANUFACTURER	FABRICANT
	DATA DE FABRICAÇÃO	DATE OF MANUFACTURE	DATE DE FABRICATION
	CÓDIGO DE REFERÊNCIA	REFERENCE CODE	CODE DE RÉFÉRENCE
	DISPOSITIVO MÉDICO	MEDICAL DEVICE	DISPOSITIF MÉDICAL
	IDENTIFICADOR ÚNICO DO DISPOSITIVO	UNIQUE DEVICE IDENTIFIER	IDENTIFICATEUR UNIQUE DE L'APPAREIL
	IMPORTADOR	IMPORTER	IMPORTATEUR
	DISTRIBUIDOR	DESTRIUTOR	DISTRIBUTEUR
	PAÍS DE FABRICAÇÃO	COUNTRY OF MANUFACTURE	PAYS DE FABRICATION
	LOTE	BATCH CODE	CODE DE LOT
	EMBALAGEM RECICLÁVEL	RECYCABLE PACKAGING	EMBALLAGE RECYCLABLE
DESCRIPTION ON THE LABEL	CONTÉM: 1 UNIDADE	CONTENT: 1 UNIT	CONTENU: 1 UNITÉ

DESCRIPTION ON THE LABEL	PRODUTO NÃO ESTÉRIL	NON STERILE PRODUCT	PRODUIT NON STÉRILE
DESCRIPTION ON THE LABEL	KIT CIRÚRGICO	SURGICAL KIT	KIT CHIRURGICAL

**MANUFACTURER****S.I.N. Implant System LTDA.**

CNPJ [Corporate Taxpayer's Registry]: 04.298.106/0001-74

Rua Soldado Ocimar Guimarães da Silva, 421 - Vila Rio Branco

CEP: 03348-060 - São Paulo - SP - Brasil

SERVICE TO PROFESSIONALS

0800 770 8290 +55 (11) 2169-3000

www.sinimplantsystem.com

e-mail: sin@sinimplantsystem.com

RESPONSIBLE TECHNICIAN

Alessio Di Risio

CREA-SP: 5061207169

SYSTEM

Surgical Kit Zygomatic

MDL LICENSE CANADA

112711